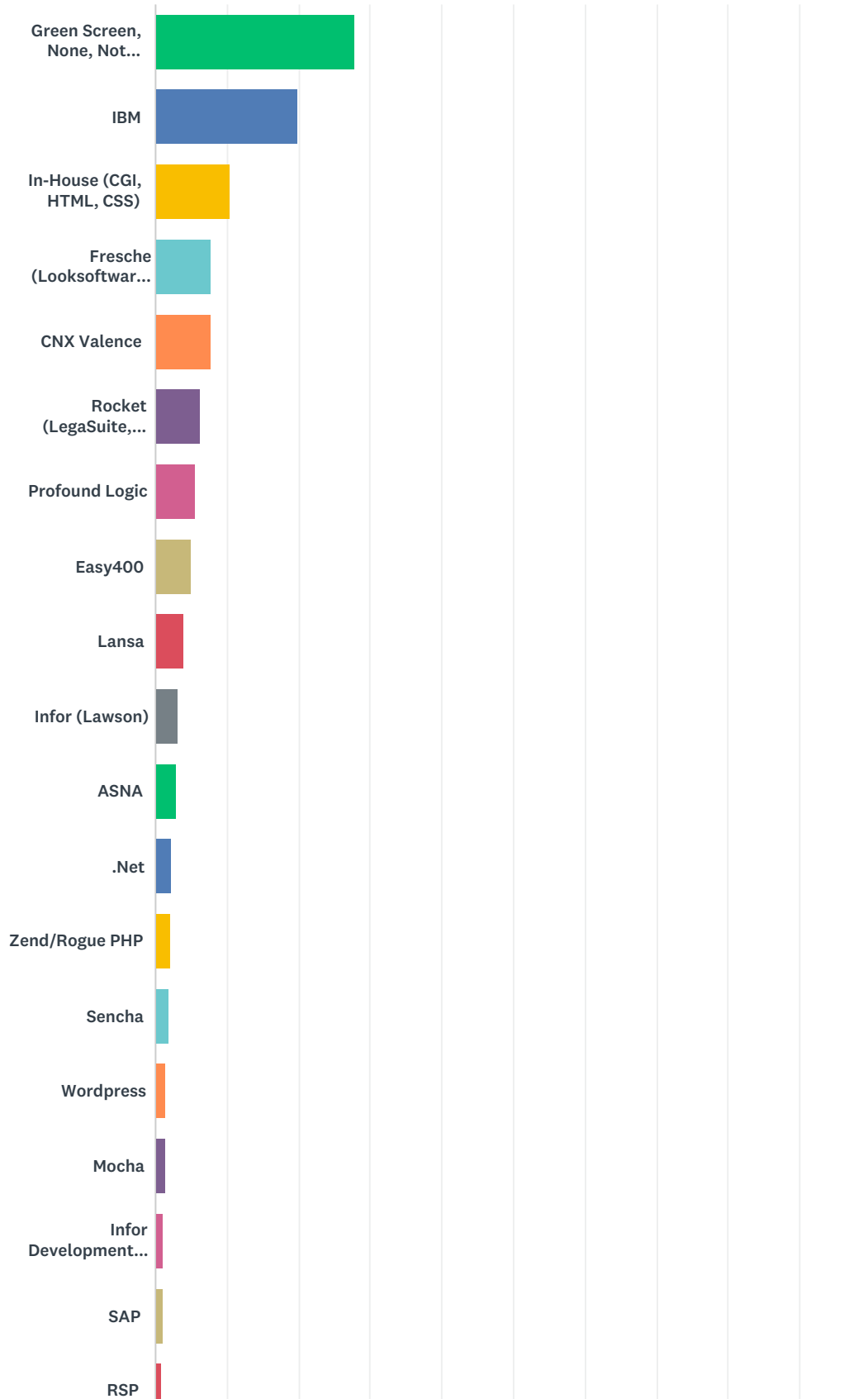
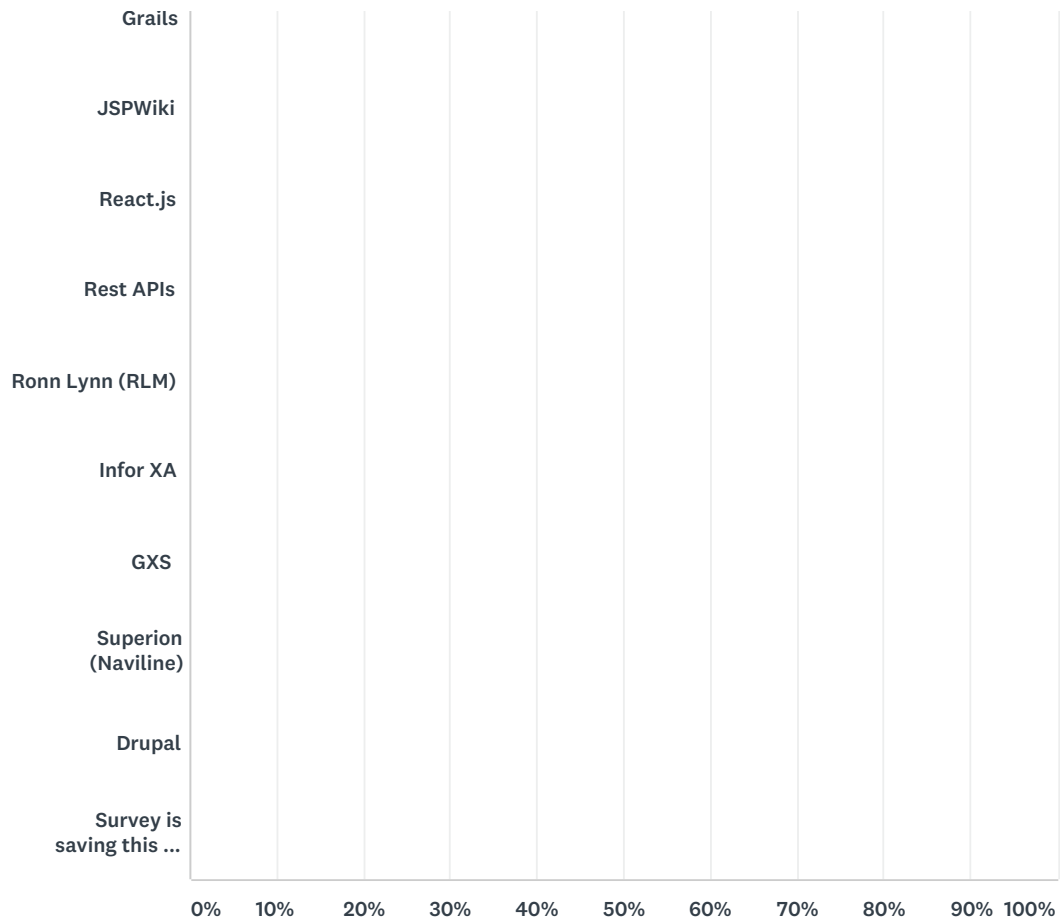


# Q1 Who did you get your graphical user interface (GUI) product from?

Answered: 384 Skipped: 20





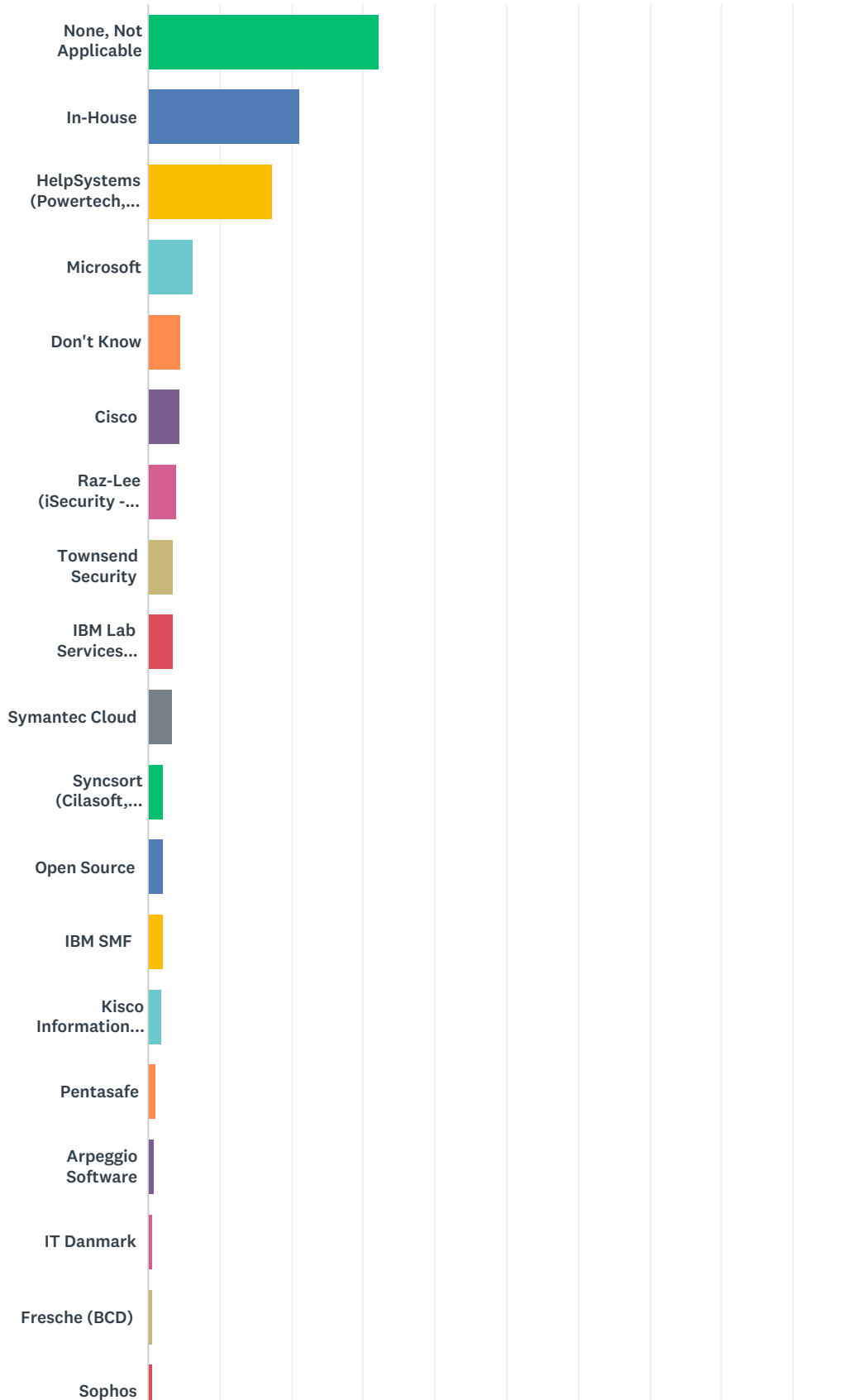


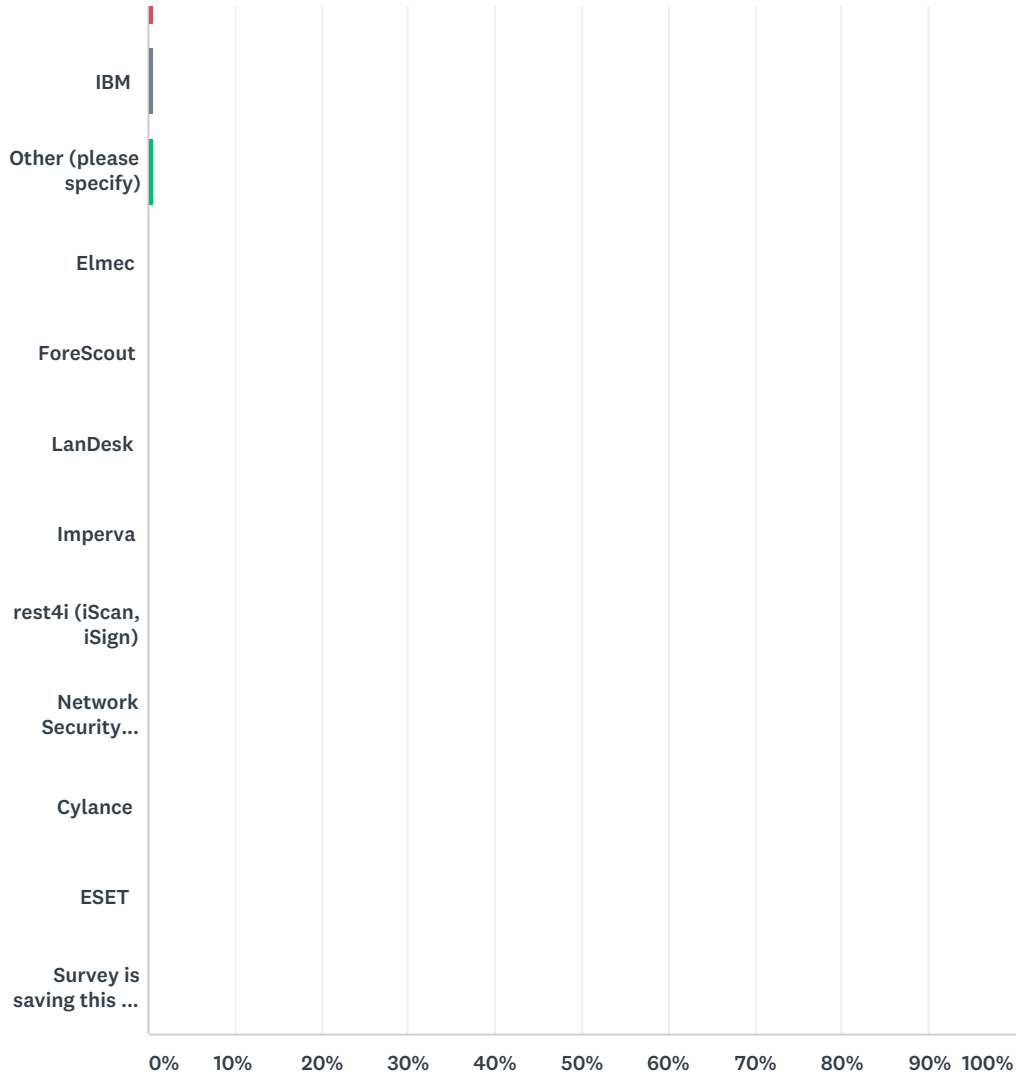
ANSWER CHOICES	RESPONSES	
Green Screen, None, Not Applicable	27.86%	107
IBM	19.79%	76
In-House (CGI, HTML, CSS)	10.42%	40
Fresche (Looksoftware, BCD)	7.81%	30
CNX Valence	7.81%	30
Rocket (LegaSuite, JWalk)	6.25%	24
Profound Logic	5.73%	22
Easy400	4.95%	19
Lansa	3.91%	15
Infor (Lawson)	3.13%	12
ASNA	2.86%	11
.Net	2.34%	9
Zend/Rogue PHP	2.08%	8
Sencha	1.82%	7
Wordpress	1.56%	6
Mocha	1.56%	6

Infor Development Framework	1.04%	4
SAP	1.04%	4
RSP	0.78%	3
Java	0.78%	3
iWebSrv	0.52%	2
CA 2E/Synon	0.52%	2
JQGrid	0.52%	2
Microsoft CRM	0.52%	2
Sharepoint	0.52%	2
GeneXus	0.52%	2
JDE EnterpriseOne	0.52%	2
Other (please specify)	0.52%	2
Utilities400	0.26%	1
Cozzi Productions	0.26%	1
PHPGrid	0.26%	1
PHLSoft	0.26%	1
Friedman Frontier	0.26%	1
CA Plex	0.26%	1
Jack Henry & Associates	0.26%	1
Harris Data	0.26%	1
NCR	0.26%	1
SMA Solutions	0.26%	1
Sme.UP	0.26%	1
Grails	0.26%	1
JSPWiki	0.26%	1
React.js	0.26%	1
Rest APIs	0.26%	1
Ronn Lynn (RLM)	0.26%	1
Infor XA	0.26%	1
GXS	0.26%	1
Superion (Naviline)	0.26%	1
Drupal	0.00%	0
Survey is saving this for future use	0.00%	0
Total Respondents: 384		

## Q2 Who did you get your security product from?

Answered: 370 Skipped: 34



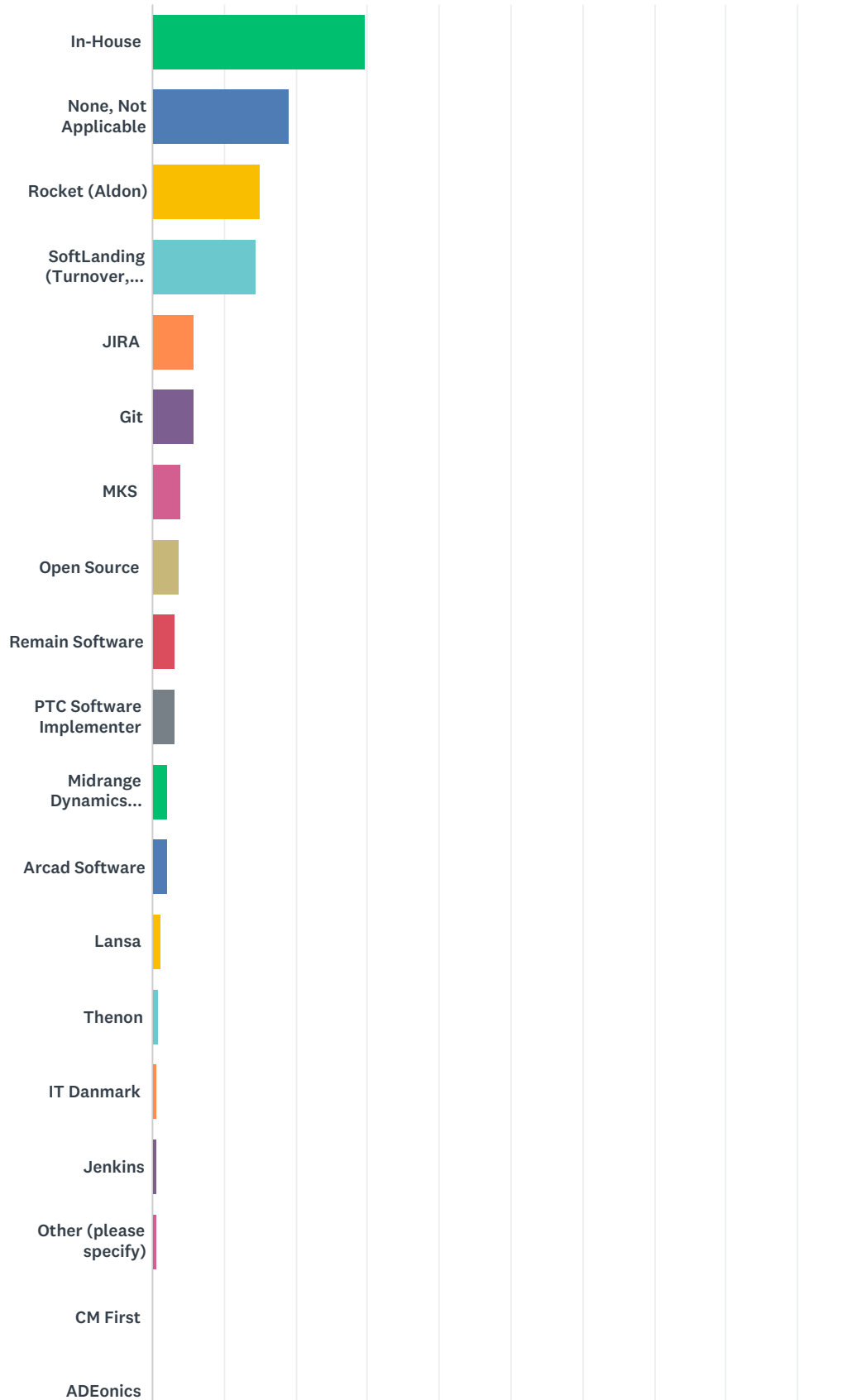


ANSWER CHOICES	RESPONSES	
None, Not Applicable	32.16%	119
In-House	21.08%	78
HelpSystems (Powertech, StandGuard)	17.30%	64
Microsoft	6.22%	23
Don't Know	4.59%	17
Cisco	4.32%	16
Raz-Lee (iSecurity - SEA North America Reseller)	4.05%	15
Townsend Security	3.51%	13
IBM Lab Services PowerSCTools	3.51%	13
Symantec Cloud	3.24%	12
Syncsort (Cilasoft, Enforcive)	2.16%	8
Open Source	2.16%	8

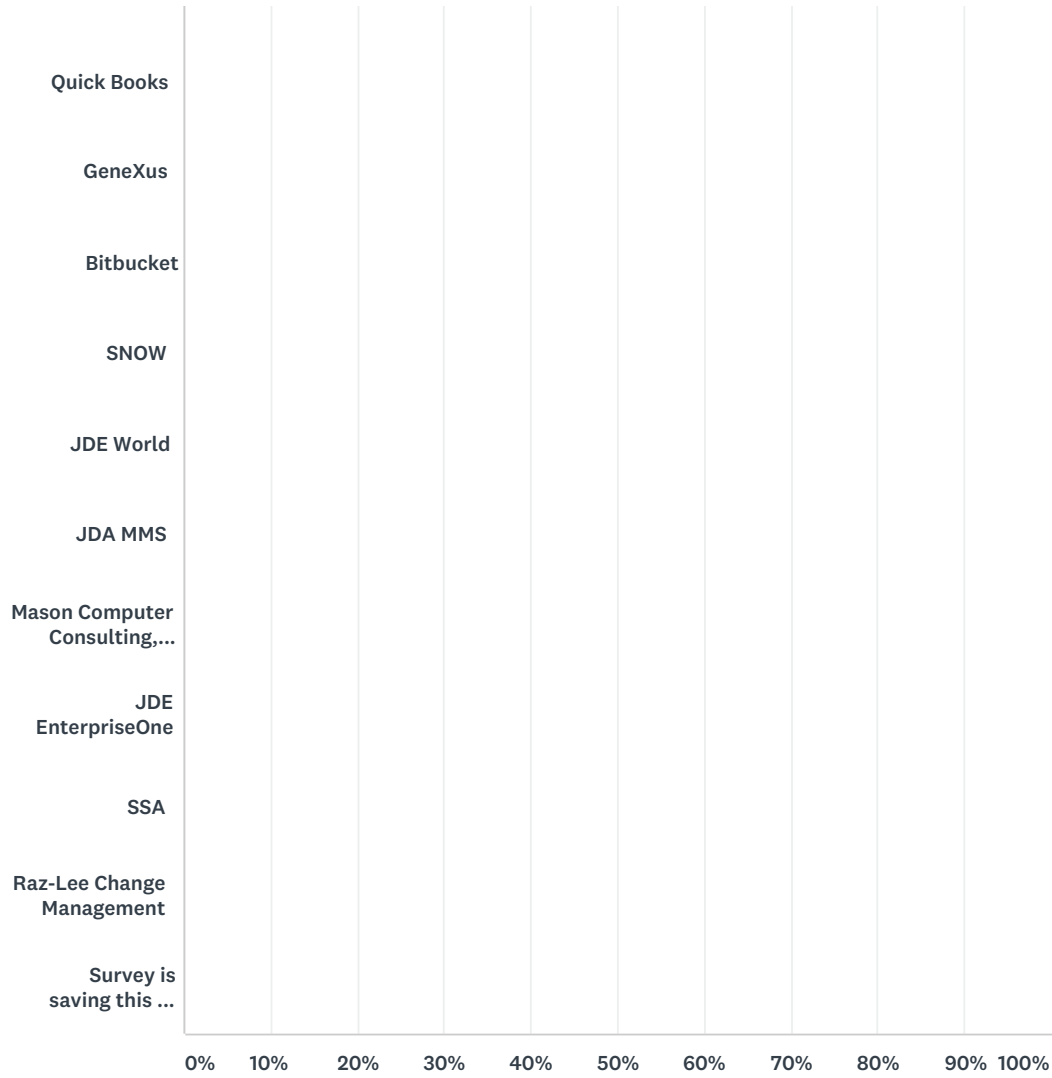
IBM SMF	2.16%	8
Kisco Information Systems	1.89%	7
Pentasec	1.08%	4
Arpeggio Software	0.81%	3
IT Danmark	0.54%	2
Fresche (BCD)	0.54%	2
Sophos	0.54%	2
IBM	0.54%	2
Other (please specify)	0.54%	2
Elmec	0.27%	1
ForeScout	0.27%	1
LanDesk	0.27%	1
Imperva	0.27%	1
rest4i (iScan, iSign)	0.27%	1
Network Security (Barcelona 04)	0.27%	1
Cylance	0.27%	1
ESET	0.27%	1
Survey is saving this for future use	0.00%	0
Total Respondents: 370		

### Q3 Who did you get your change management product from?

Answered: 347 Skipped: 57





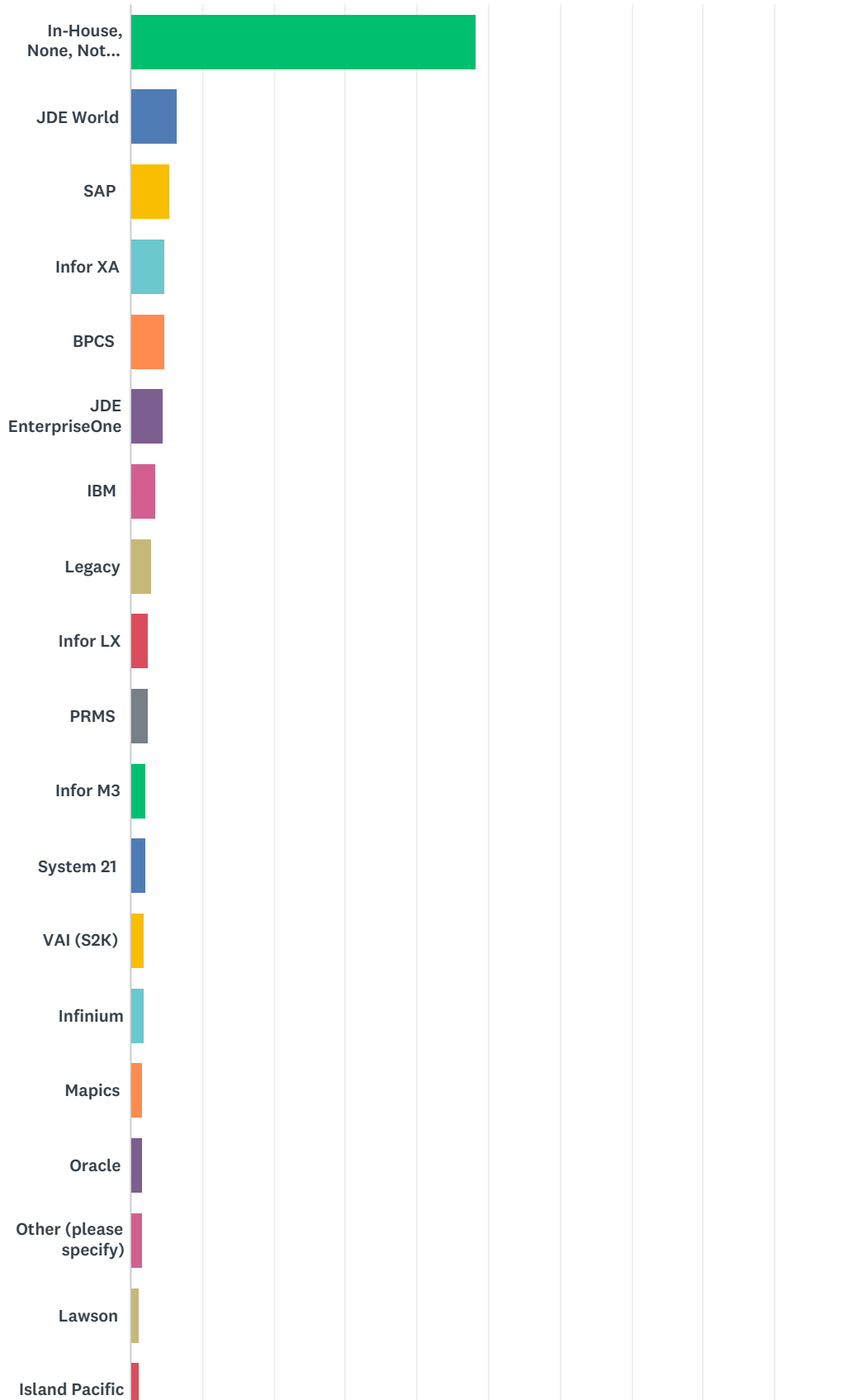


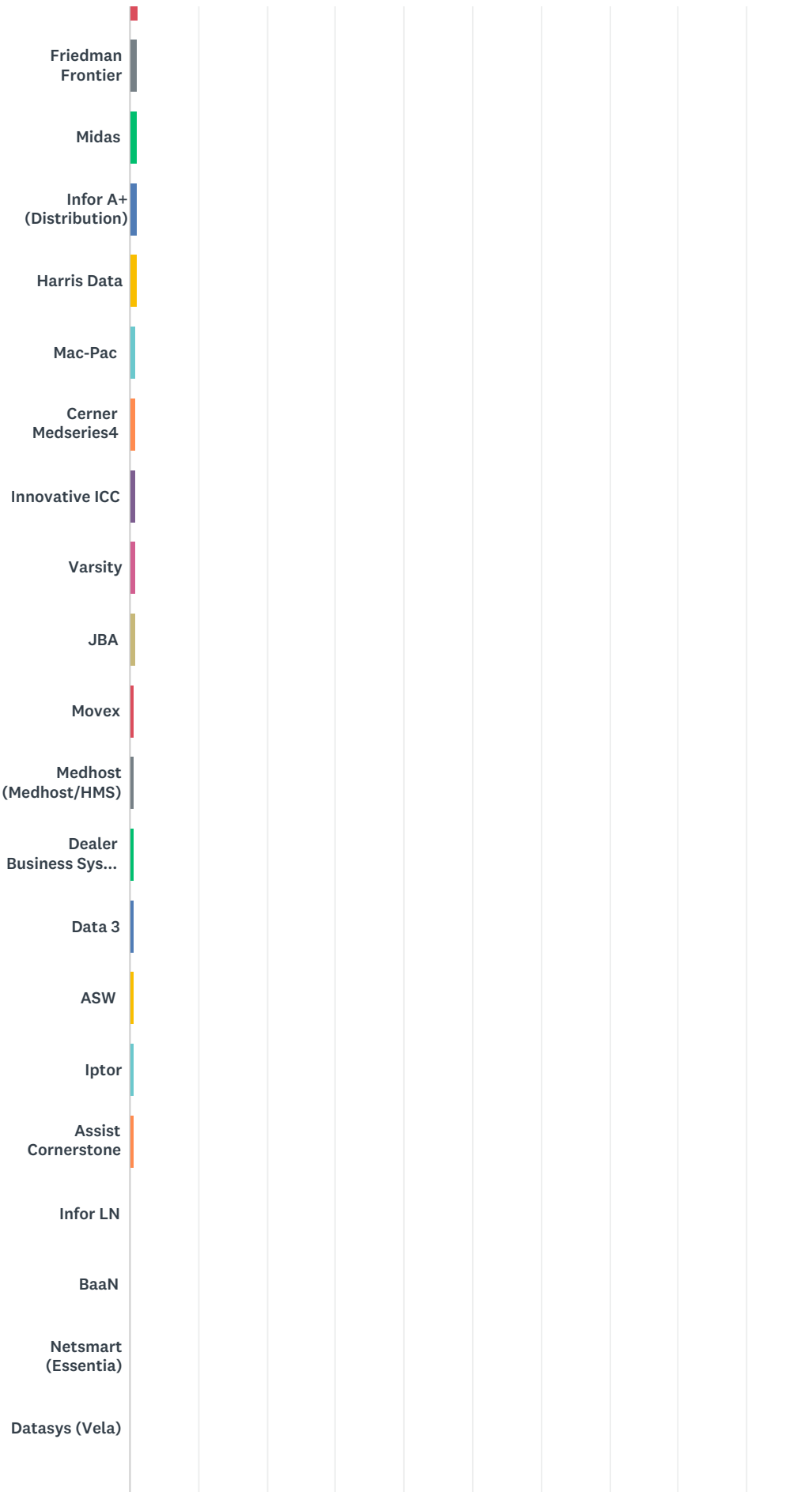
ANSWER CHOICES	RESPONSES	
In-House	29.68%	103
None, Not Applicable	19.02%	66
Rocket (Aldon)	14.99%	52
SoftLanding (Turnover, Unicom)	14.41%	50
JIRA	5.76%	20
Git	5.76%	20
MKS	4.03%	14
Open Source	3.75%	13
Remain Software	3.17%	11
PTC Software Implementer	3.17%	11
Midrange Dynamics (MDCMS)	2.02%	7
Arcad Software	2.02%	7

Lansa	1.15%	4
Thenon	0.86%	3
IT Danmark	0.58%	2
Jenkins	0.58%	2
Other (please specify)	0.58%	2
CM First	0.29%	1
ADEonics	0.29%	1
Quick Books	0.29%	1
GeneXus	0.29%	1
Bitbucket	0.29%	1
SNOW	0.29%	1
JDE World	0.29%	1
JDA MMS	0.29%	1
Mason Computer Consulting, Inc.	0.29%	1
JDE EnterpriseOne	0.29%	1
SSA	0.29%	1
Raz-Lee Change Management	0.00%	0
Survey is saving this for future use	0.00%	0
Total Respondents: 347		

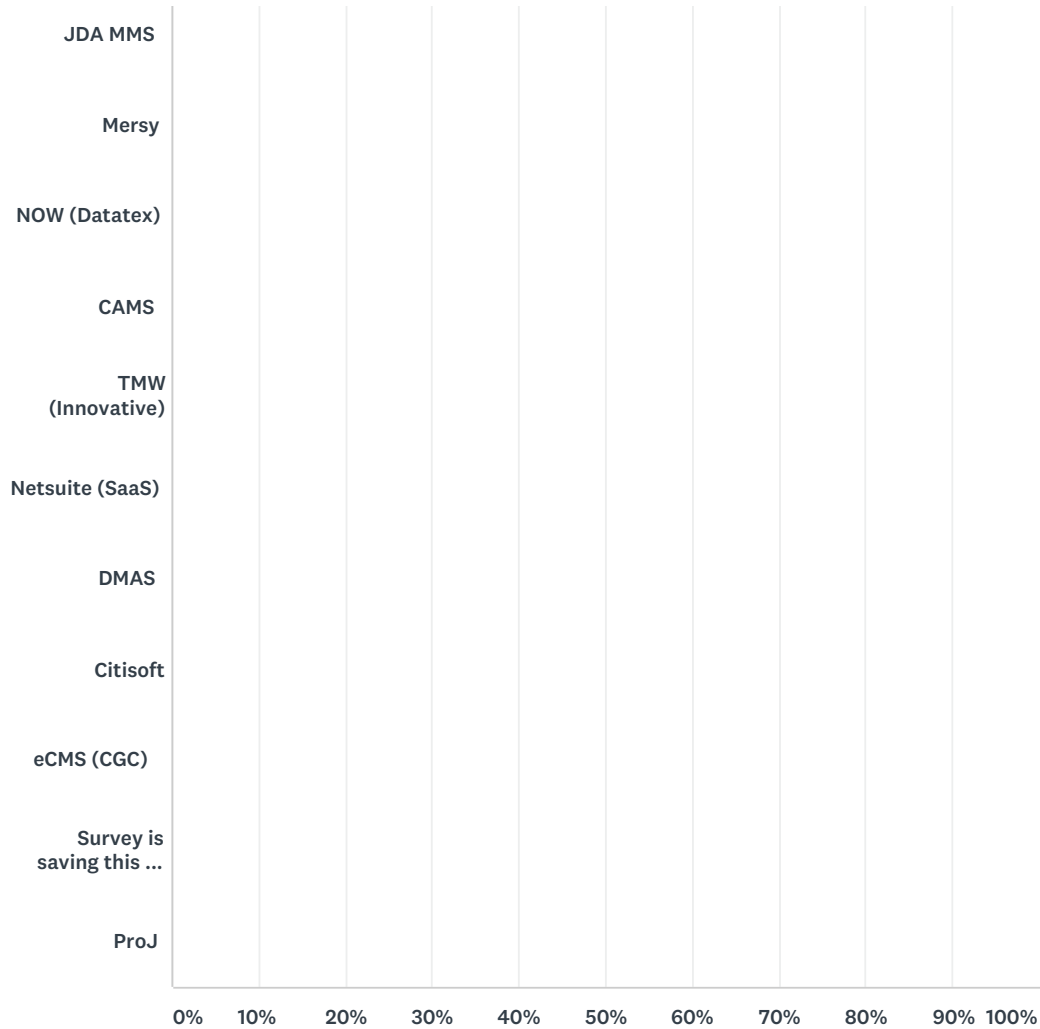
# Q4 What ERP package are you using?

Answered: 372 Skipped: 32





Metalware										
Olympic										
ASI										
HCS, Inc.										
Epicor CMS										
QS										
BOSS										
HBOC										
AgVantage										
I-Make										
DPS										
First Options										
Intacct										
GENIUS										
StoneRiver SIS										
NCR Power Enterprise										
Solteq Plc										
Sme.UP										
LogiMax										
Compiere										
RX Claim										



ANSWER CHOICES	RESPONSES	
In-House, None, Not Applicable	48.39%	180
JDE World	6.45%	24
SAP	5.38%	20
Infor XA	4.84%	18
BPCS	4.84%	18
JDE EnterpriseOne	4.57%	17
IBM	3.49%	13
Legacy	2.96%	11
Infor LX	2.42%	9
PRMS	2.42%	9
Infor M3	2.15%	8
System 21	2.15%	8
VAI (S2K)	1.88%	7

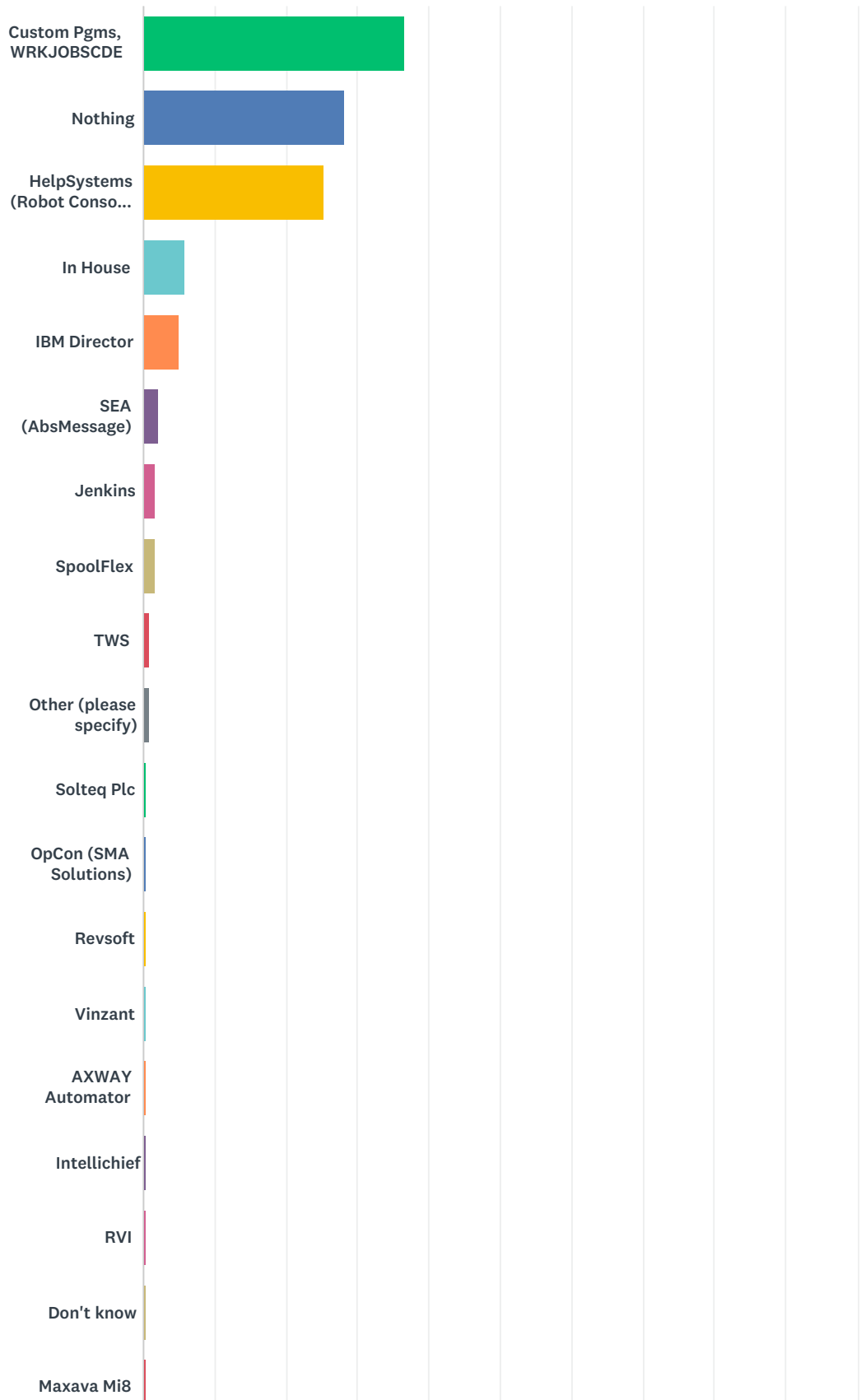
Infinium	1.88%	7
Mapics	1.61%	6
Oracle	1.61%	6
Other (please specify)	1.61%	6
Lawson	1.34%	5
Island Pacific	1.34%	5
Friedman Frontier	1.08%	4
Midas	1.08%	4
Infor A+ (Distribution)	1.08%	4
Harris Data	1.08%	4
Mac-Pac	0.81%	3
Cerner Medseries4	0.81%	3
Innovative ICC	0.81%	3
Varsity	0.81%	3
JBA	0.81%	3
Movex	0.54%	2
Medhost (Medhost/HMS)	0.54%	2
Dealer Business System (Accenture)	0.54%	2
Data 3	0.54%	2
ASW	0.54%	2
Iptor	0.54%	2
Assist Cornerstone	0.54%	2
Infor LN	0.27%	1
BaaN	0.27%	1
Netsmart (Essentia)	0.27%	1
Datasys (Vela)	0.27%	1
Metalware	0.27%	1
Olympic	0.27%	1
ASI	0.27%	1
HCS, Inc.	0.27%	1
Epicor CMS	0.27%	1
QS	0.27%	1
BOSS	0.27%	1
HBOC	0.27%	1

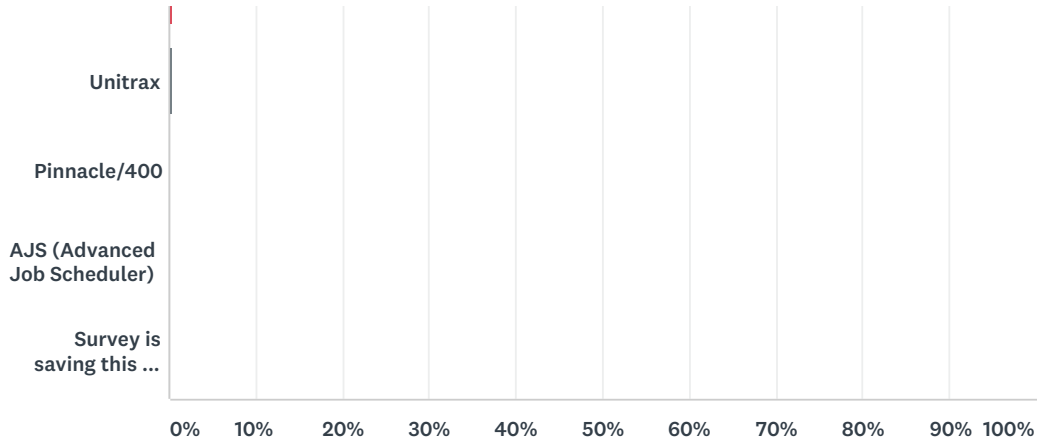
AgVantage	0.27%	1
I-Make	0.27%	1
DPS	0.27%	1
First Options	0.27%	1
Intacct	0.27%	1
GENIUS	0.27%	1
StoneRiver SIS	0.27%	1
NCR Power Enterprise	0.27%	1
Solteq Plc	0.27%	1
Sme.UP	0.27%	1
LogiMax	0.27%	1
Compiere	0.27%	1
RX Claim	0.27%	1
JDA MMS	0.27%	1
Mersy	0.27%	1
NOW (Datatex)	0.27%	1
CAMS	0.27%	1
TMW (Innovative)	0.27%	1
Netsuite (SaaS)	0.27%	1
DMAS	0.27%	1
Citisoft	0.27%	1
eCMS (CGC)	0.27%	1
Survey is saving this for future use	0.00%	0
ProJ	0.00%	0
Total Respondents: 372		



# Q5 What do you use for system automation?

Answered: 241 Skipped: 163

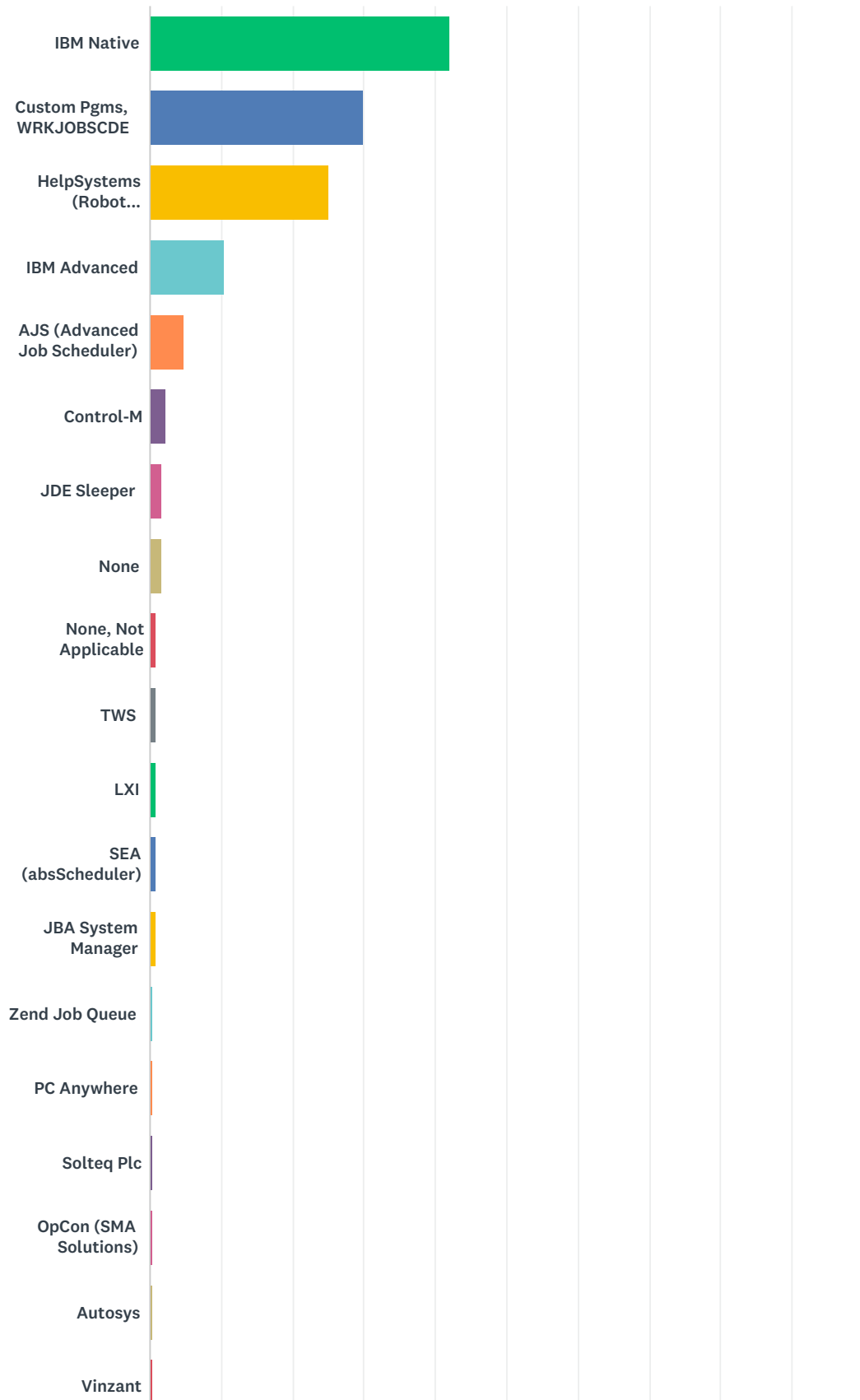


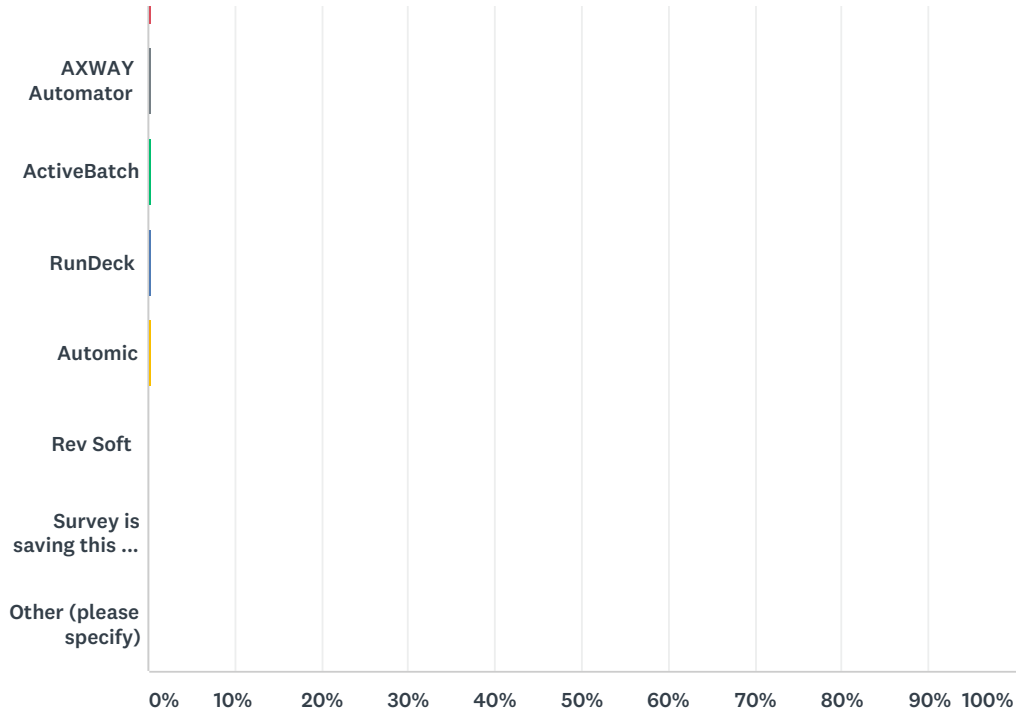


ANSWER CHOICES	RESPONSES	
Custom Pgms, WRKJOBSCDE	36.51%	88
Nothing	28.22%	68
HelpSystems (Robot Console, Halcyon, Skybot AutoMATE)	25.31%	61
In House	5.81%	14
IBM Director	4.98%	12
SEA (AbsMessage)	2.07%	5
Jenkins	1.66%	4
SpoolFlex	1.66%	4
TWS	0.83%	2
Other (please specify)	0.83%	2
Solteq Plc	0.41%	1
OpCon (SMA Solutions)	0.41%	1
Revsoft	0.41%	1
Vinzant	0.41%	1
AXWAY Automator	0.41%	1
Intellichief	0.41%	1
RVI	0.41%	1
Don't know	0.41%	1
Maxava Mi8	0.41%	1
Unitrax	0.41%	1
Pinnacle/400	0.00%	0
AJS (Advanced Job Scheduler)	0.00%	0
Survey is saving this for future use	0.00%	0
Total Respondents: 241		

# Q6 What do you use for job scheduling?

Answered: 250 Skipped: 154



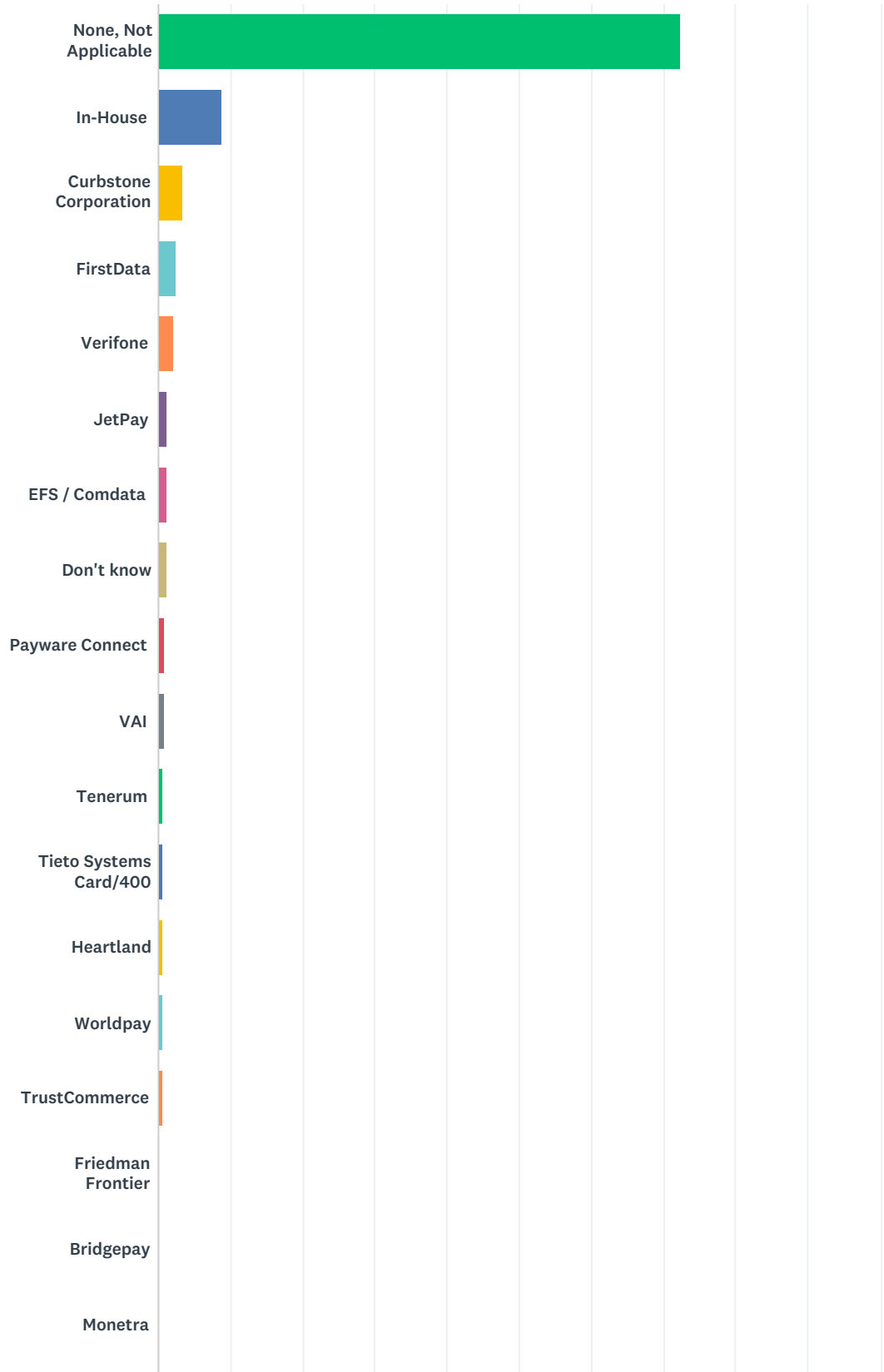



ANSWER CHOICES	RESPONSES	
IBM Native	42.00%	105
Custom Pgms, WRKJOBSCDE	30.00%	75
HelpSystems (Robot Scheduler, Halcyon, Skybot AutoMATE)	25.20%	63
IBM Advanced	10.40%	26
AJS (Advanced Job Scheduler)	4.80%	12
Control-M	2.40%	6
JDE Sleeper	1.60%	4
None	1.60%	4
None, Not Applicable	0.80%	2
TWS	0.80%	2
LXI	0.80%	2
SEA (absScheduler)	0.80%	2
JBA System Manager	0.80%	2
Zend Job Queue	0.40%	1
PC Anywhere	0.40%	1
Solteq Plc	0.40%	1
OpCon (SMA Solutions)	0.40%	1
Autosys	0.40%	1
Vinzant	0.40%	1

AXWAY Automator	0.40%	1
ActiveBatch	0.40%	1
RunDeck	0.40%	1
Automic	0.40%	1
Rev Soft	0.00%	0
Survey is saving this for future use	0.00%	0
Other (please specify)	0.00%	0
Total Respondents: 250		

# Q7 What native IBM 'i'- based software or SaaS provides you with credit card processing?

Answered: 319 Skipped: 85





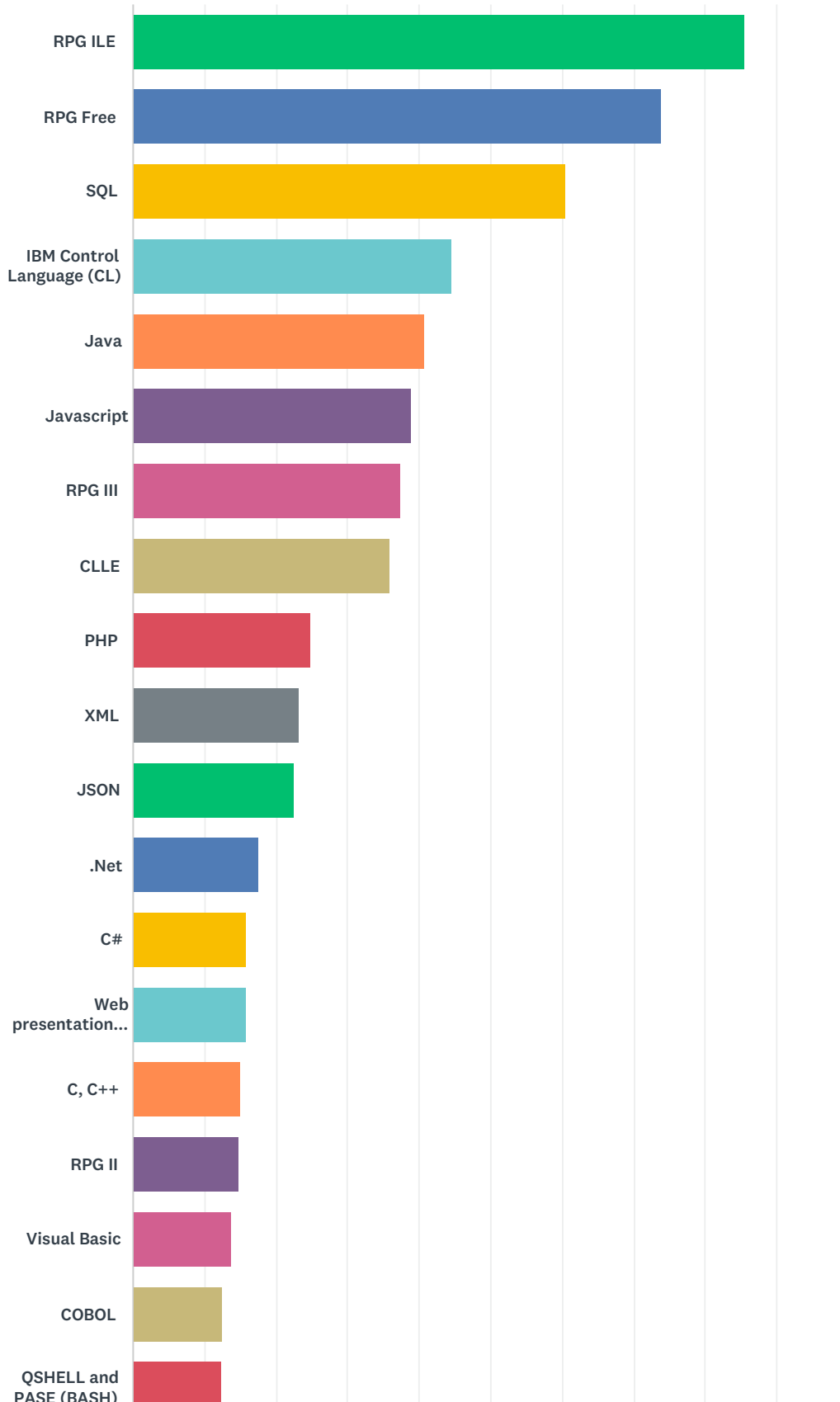
ANSWER CHOICES	RESPONSES	
None, Not Applicable	72.41%	231
In-House	8.78%	28
Curbstone Corporation	3.45%	11
FirstData	2.51%	8
Verifone	2.19%	7
JetPay	1.25%	4
EFS / Comdata	1.25%	4
Don't know	1.25%	4
Payware Connect	0.94%	3
VAI	0.94%	3
Tenerum	0.63%	2
Tieto Systems Card/400	0.63%	2

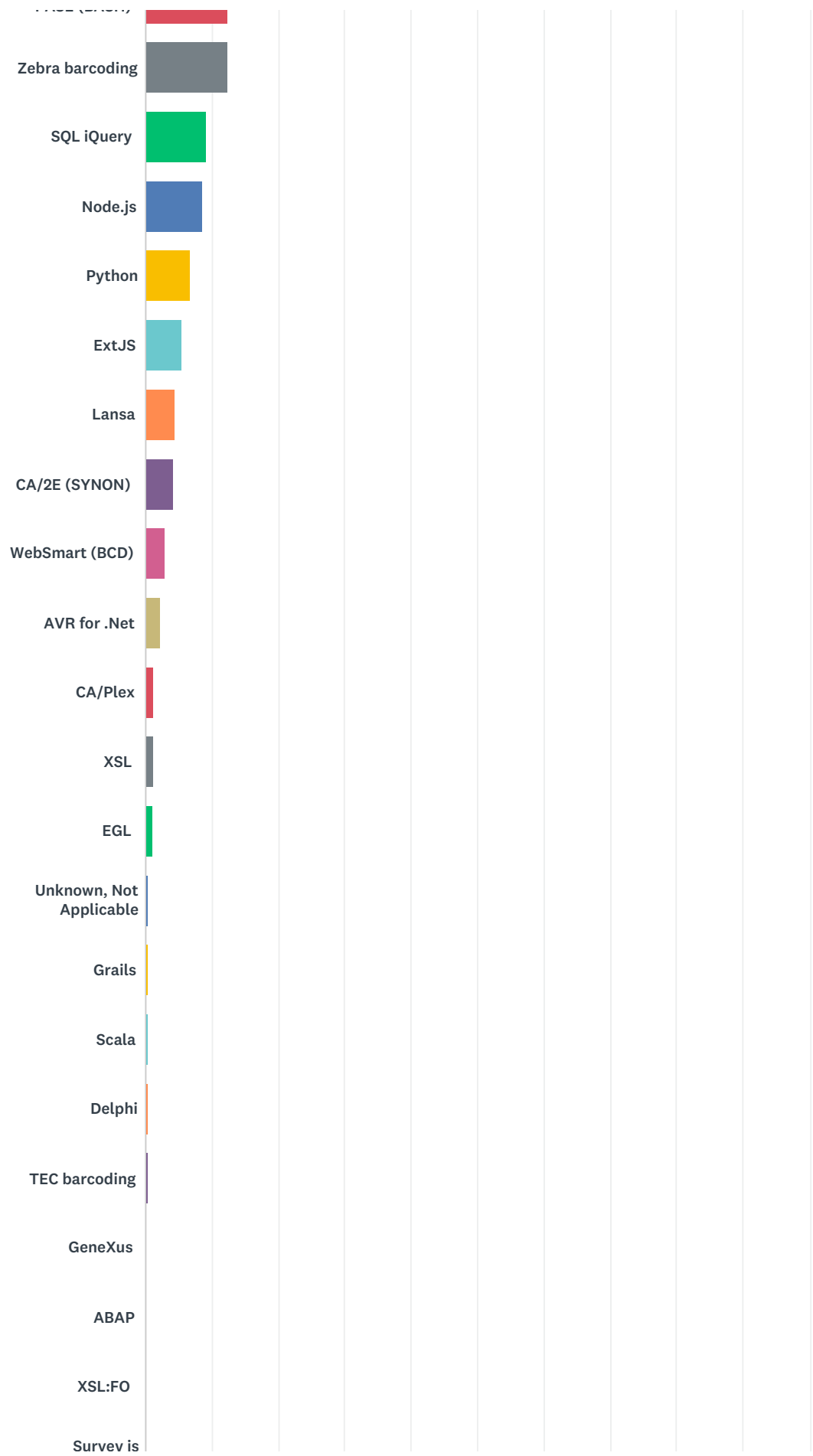
Heartland	0.63%	2
Worldpay	0.63%	2
TrustCommerce	0.63%	2
Friedman Frontier	0.31%	1
Bridgepay	0.31%	1
Monetra	0.31%	1
Advantis	0.31%	1
CMT	0.31%	1
Stripe	0.31%	1
VPS	0.31%	1
PayPal	0.31%	1
CyberSource	0.31%	1
Click2Gov	0.31%	1
Termsync	0.31%	1
Other (please specify)	0.31%	1
Ogone	0.00%	0
Mollie	0.00%	0
Survey is saving this for future use	0.00%	0
Total Respondents: 319		

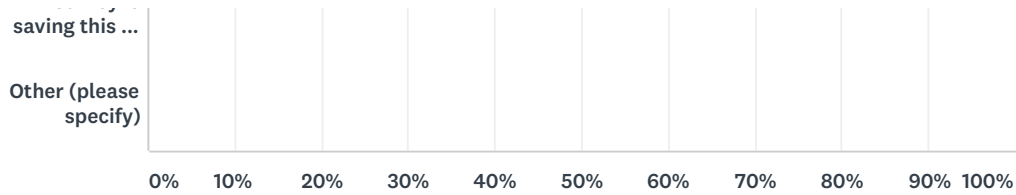


# Q8 What programming languages are being used in your IT Dept?

Answered: 389 Skipped: 15





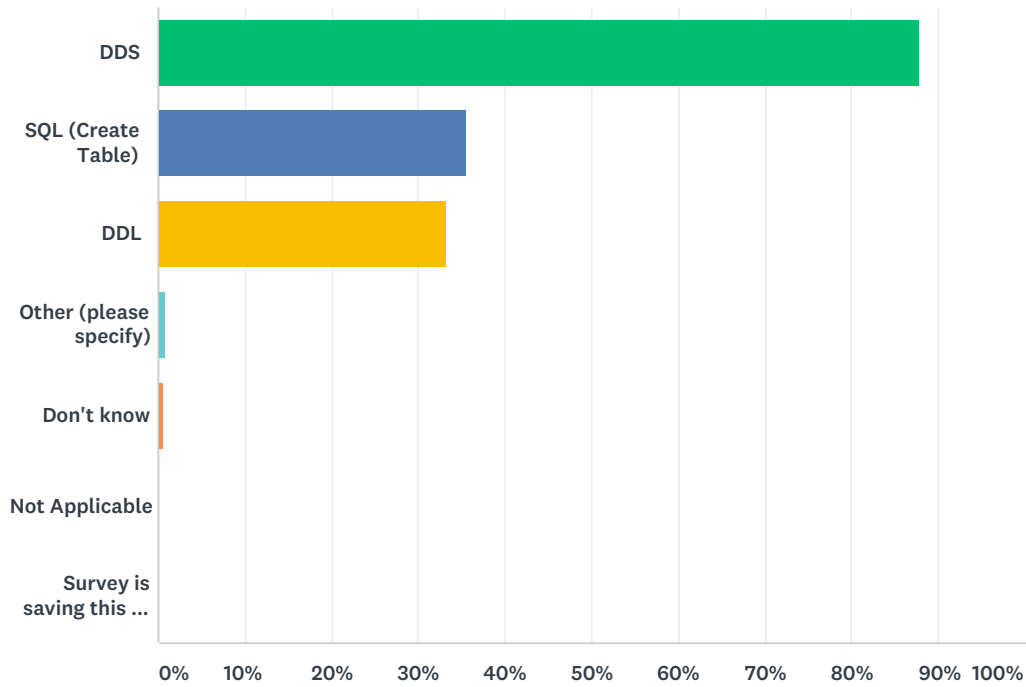


ANSWER CHOICES	RESPONSES	
RPG ILE	85.60%	333
RPG Free	73.78%	287
SQL	60.41%	235
IBM Control Language (CL)	44.47%	173
Java	40.87%	159
Javascript	38.82%	151
RPG III	37.53%	146
CLLE	35.99%	140
PHP	24.94%	97
XML	23.14%	90
JSON	22.62%	88
.Net	17.48%	68
C#	15.94%	62
Web presentation languages (HTML5, CCS3)	15.94%	62
C, C++	15.17%	59
RPG II	14.91%	58
Visual Basic	13.88%	54
COBOL	12.60%	49
QSHHELL and PASE (BASH)	12.34%	48
Zebra barcoding	12.34%	48
SQL iQuery	9.25%	36
Node.js	8.48%	33
Python	6.68%	26
ExtJS	5.40%	21
Lansa	4.37%	17
CA/2E (SYNON)	4.11%	16
WebSmart (BCD)	2.83%	11
AVR for .Net	2.31%	9
CA/Plex	1.29%	5

XSL	1.29%	5
EGL	1.03%	4
Unknown, Not Applicable	0.51%	2
Grails	0.51%	2
Scala	0.51%	2
Delphi	0.51%	2
TEC barcoding	0.51%	2
GeneXus	0.26%	1
ABAP	0.26%	1
XSL:FO	0.26%	1
Survey is saving this for future use	0.00%	0
Other (please specify)	0.00%	0
Total Respondents: 389		

### Q9 Are you using DDS, DDL or SQL (Create Table)?

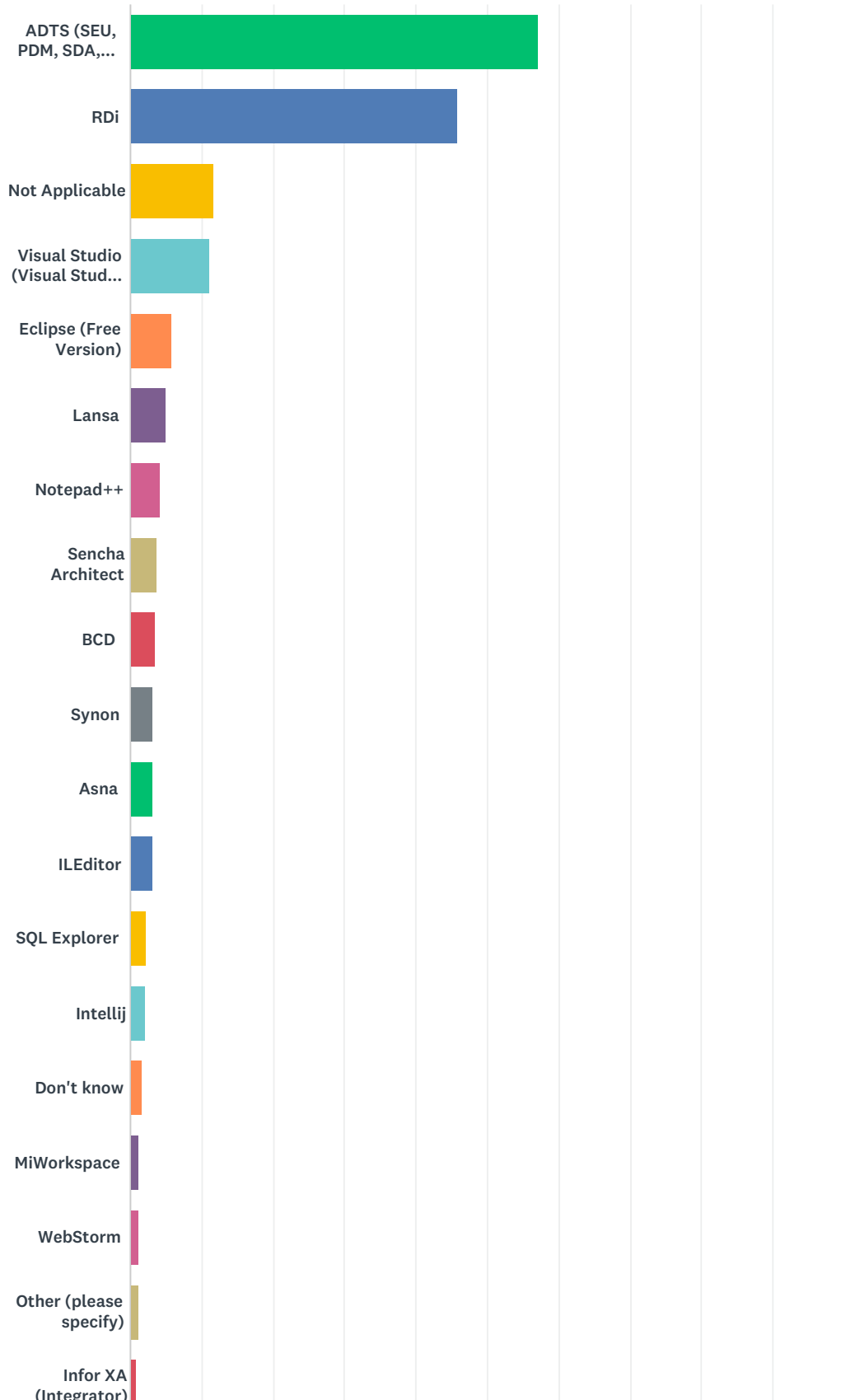
Answered: 337 Skipped: 67

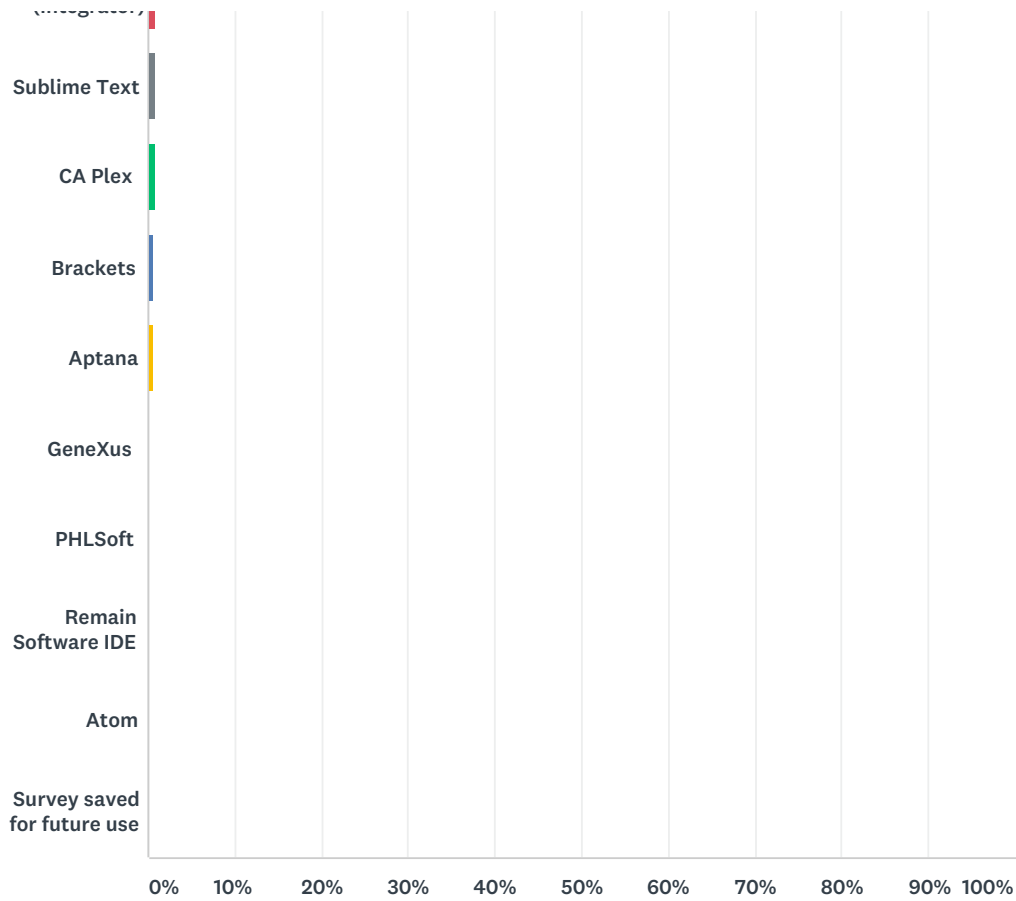


ANSWER CHOICES	RESPONSES	
DDS	87.83%	296
SQL (Create Table)	35.61%	120
DDL	33.23%	112
Other (please specify)	0.89%	3
Don't know	0.59%	2
Not Applicable	0.00%	0
Survey is saving this for future use	0.00%	0
Total Respondents: 337		

# Q10 What IDE are you using, ADTS (SEU, PDM, etc..) or RDi?

Answered: 341 Skipped: 63





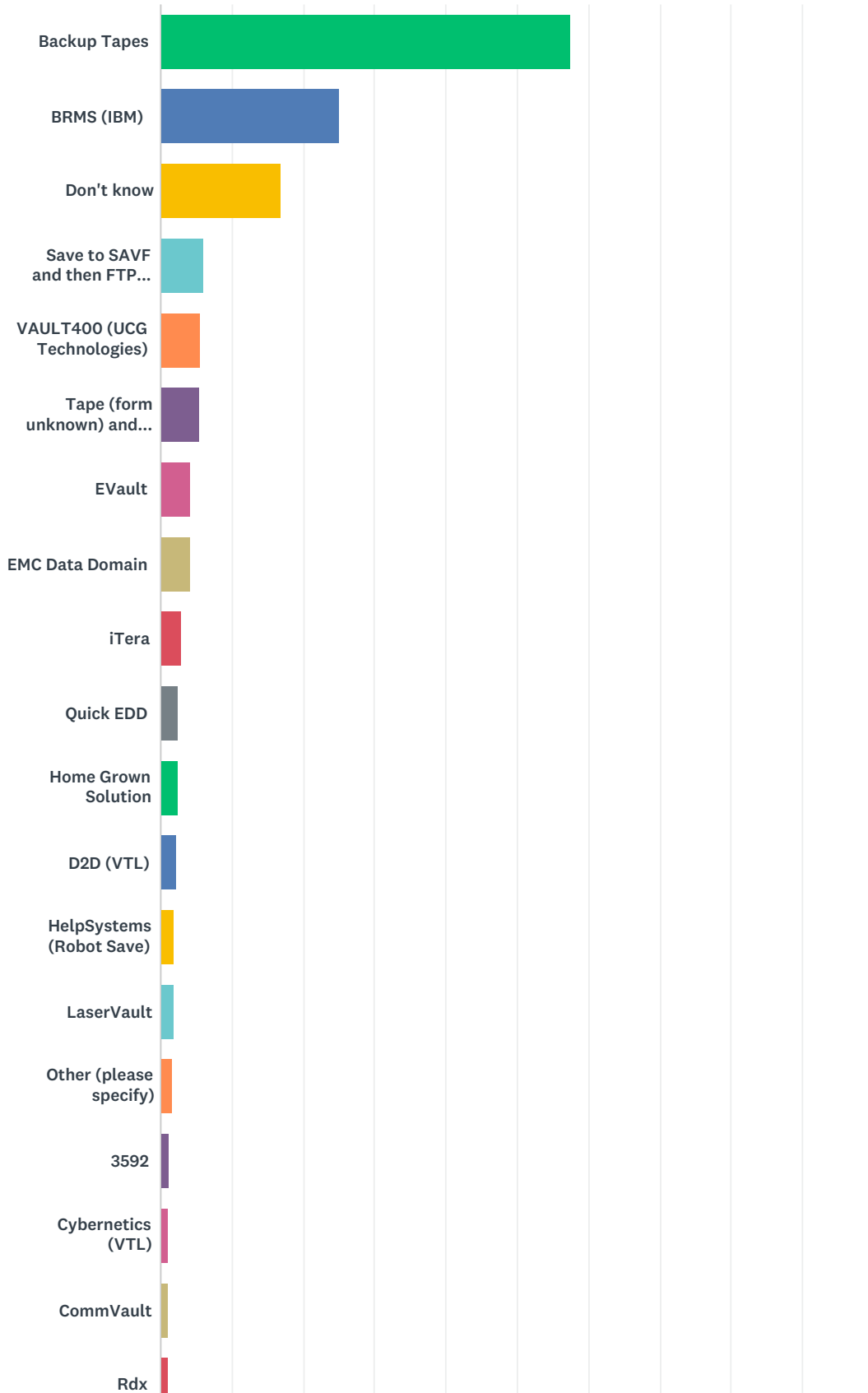
ANSWER CHOICES	RESPONSES	
ADTS (SEU, PDM, SDA, etc...)	57.18%	195
RDİ	45.75%	156
Not Applicable	11.73%	40
Visual Studio (Visual Studio Code)	11.14%	38
Eclipse (Free Version)	5.87%	20
Lansa	4.99%	17
Notepad++	4.11%	14
Sencha Architect	3.81%	13
BCD	3.52%	12
Synon	3.23%	11
Asna	3.23%	11
ILEditor	3.23%	11
SQL Explorer	2.35%	8
Intellij	2.05%	7
Don't know	1.76%	6
MiWorkspace	1.17%	4

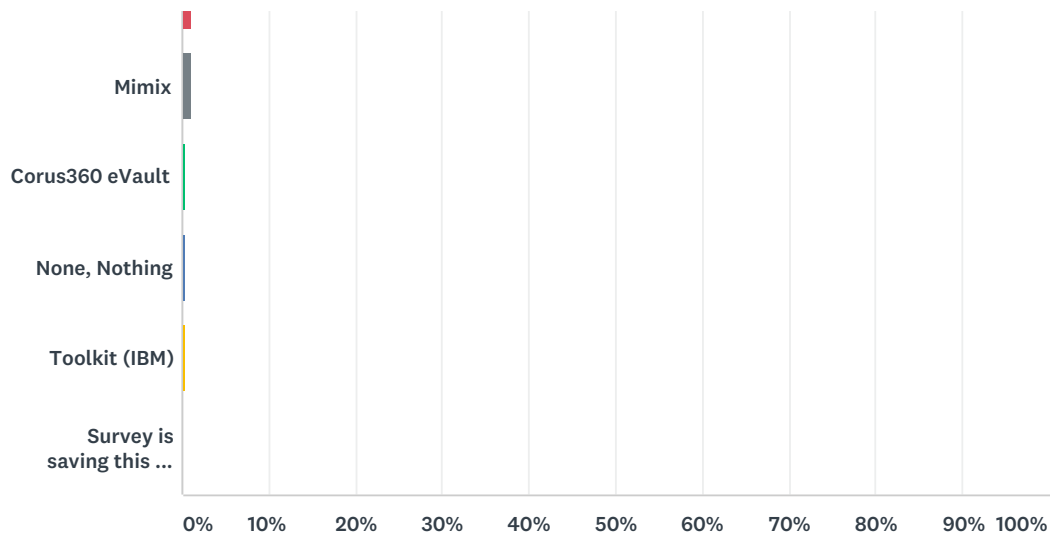
WebStorm	1.17%	4
Other (please specify)	1.17%	4
Infor XA (Integrator)	0.88%	3
Sublime Text	0.88%	3
CA Plex	0.88%	3
Brackets	0.59%	2
Aptana	0.59%	2
GeneXus	0.29%	1
PHLSoft	0.29%	1
Remain Software IDE	0.29%	1
Atom	0.29%	1
Survey saved for future use	0.00%	0
Total Respondents: 341		



# Q11 What do you utilize for IBM i backups?

Answered: 318 Skipped: 86





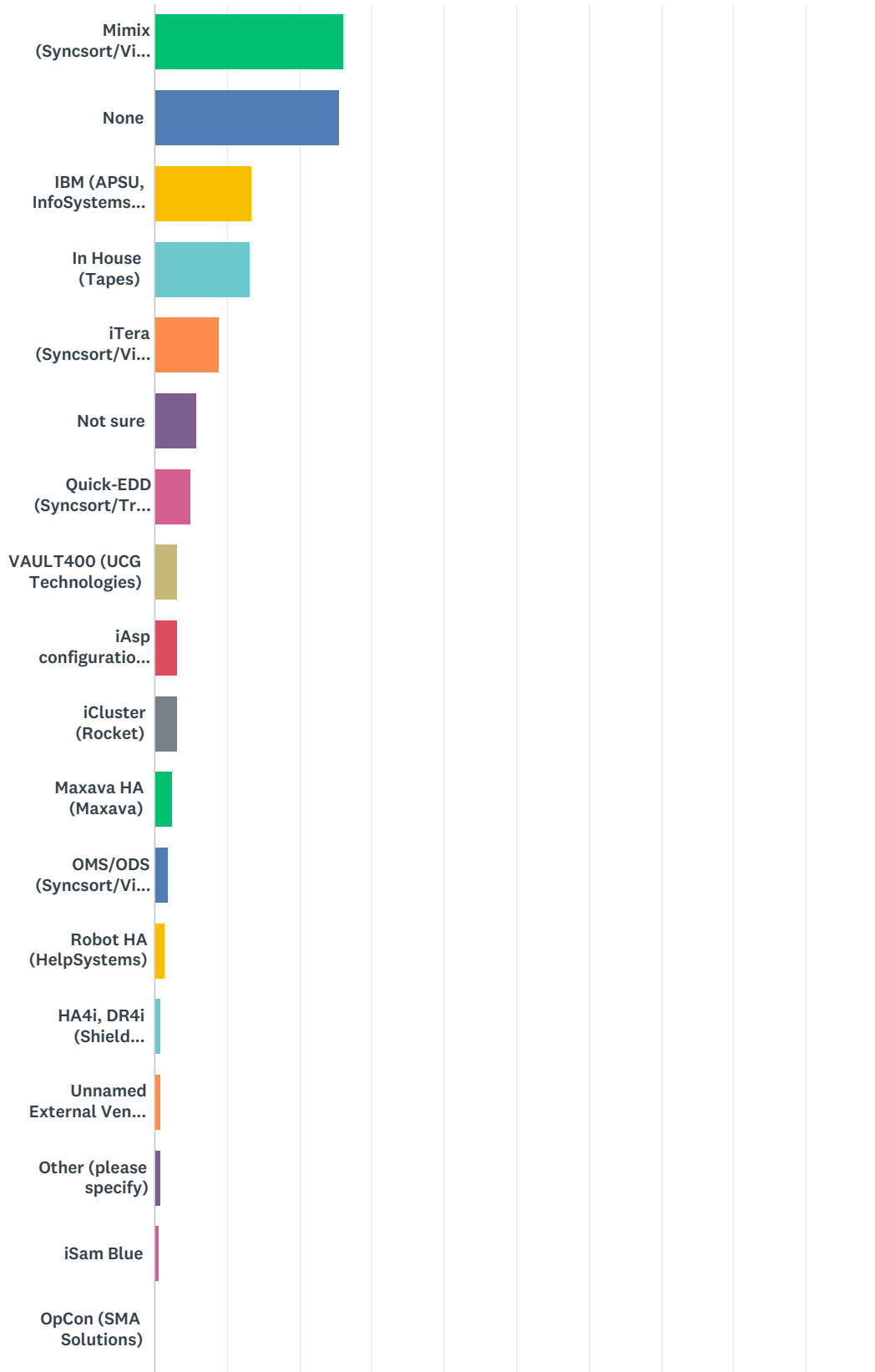
ANSWER CHOICES	RESPONSES	
Backup Tapes	57.55%	183
BRMS (IBM)	25.16%	80
Don't know	16.98%	54
Save to SAVF and then FTP to another location	5.97%	19
VAULT400 (UCG Technologies)	5.66%	18
Tape (form unknown) and/or FTP	5.35%	17
EVault	4.09%	13
EMC Data Domain	4.09%	13
iTera	2.83%	9
Quick EDD	2.52%	8
Home Grown Solution	2.52%	8
D2D (VTL)	2.20%	7
HelpSystems (Robot Save)	1.89%	6
LaserVault	1.89%	6
Other (please specify)	1.57%	5
3592	1.26%	4
Cybernetics (VTL)	0.94%	3
CommVault	0.94%	3
Rdx	0.94%	3
Mimix	0.94%	3
Corus360 eVault	0.31%	1
None, Nothing	0.31%	1
Toolkit (IBM)	0.31%	1

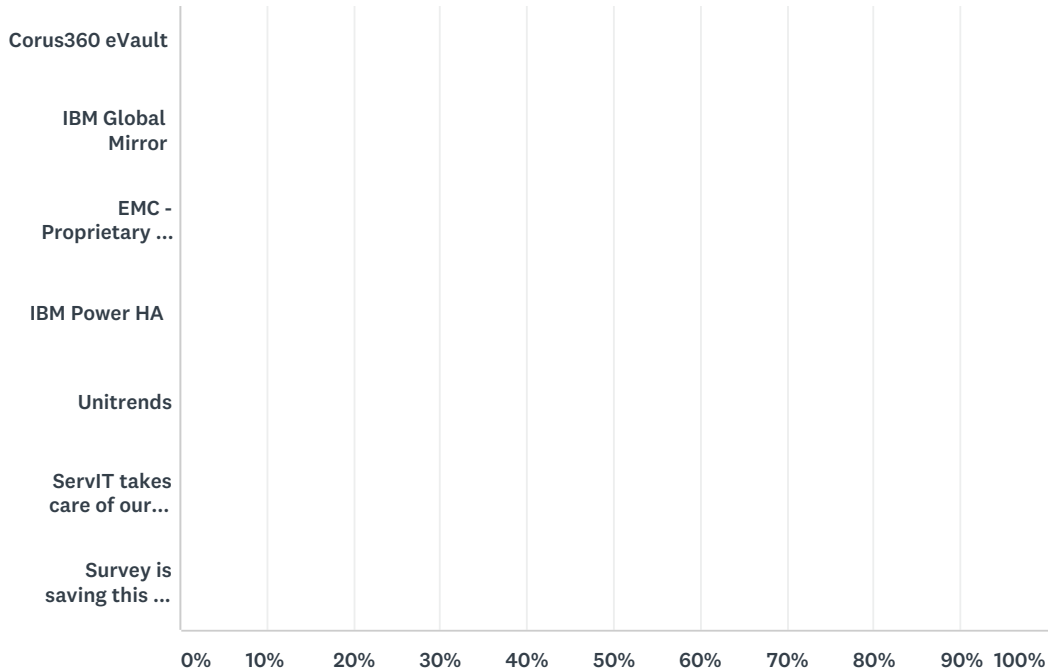
---

Survey is saving this for future use	0.00%	0
Total Respondents: 318		

# Q12 Which product do you use for high availability and disaster recovery (HA/DR)?

Answered: 321 Skipped: 83



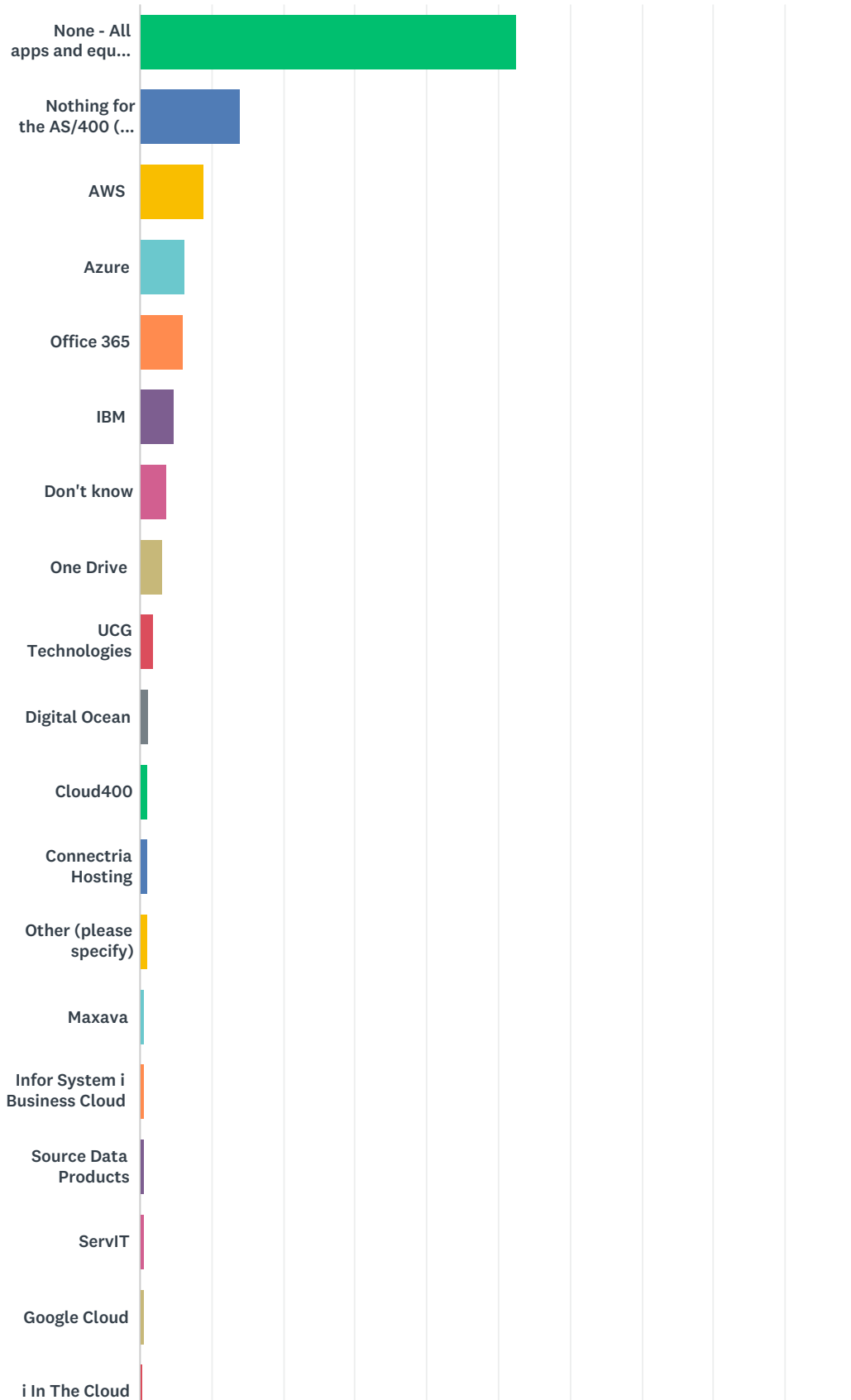


ANSWER CHOICES	RESPONSES	
Mimix (Syncsort/Vision Solutions)	26.17%	84
None	25.55%	82
IBM (APSU, InfoSystems HA/DR)	13.40%	43
In House (Tapes)	13.08%	42
iTera (Syncsort/Vision Solutions)	9.03%	29
Not sure	5.92%	19
Quick-EDD (Syncsort/Traders)	4.98%	16
VAULT400 (UCG Technologies)	3.12%	10
iAsp configuration, disk to disk replication	3.12%	10
iCluster (Rocket)	3.12%	10
Maxava HA (Maxava)	2.49%	8
OMS/ODS (Syncsort/Vision)	1.87%	6
Robot HA (HelpSystems)	1.56%	5
HA4i, DR4i (Shield Advanced Solutions)	0.93%	3
Unnamed External Vendor Service or Cloud Vendor	0.93%	3
Other (please specify)	0.93%	3
iSam Blue	0.62%	2
OpCon (SMA Solutions)	0.31%	1
Corus360 eVault	0.31%	1
IBM Global Mirror	0.31%	1

EMC - Proprietary bit for bit copy	0.31%	1
IBM Power HA	0.31%	1
Unitrends	0.31%	1
ServIT takes care of our Disaster Recovery needs	0.31%	1
Survey is saving this for future use	0.00%	0
Total Respondents: 321		

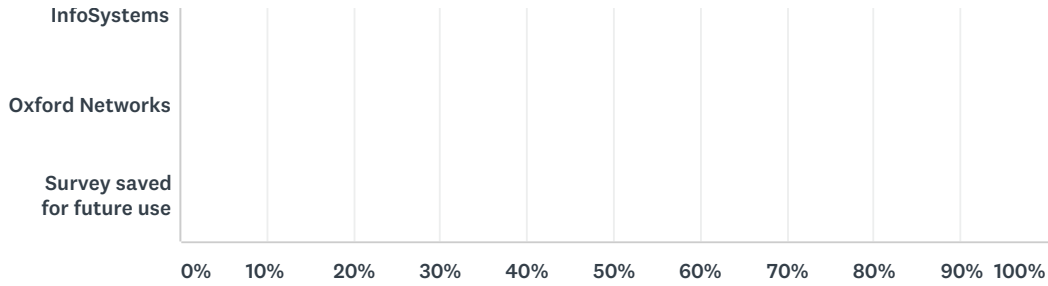
# Q13 What cloud hosting company do you use?

Answered: 314 Skipped: 90



Provider	Count
Contegix (formerly DSS)	1
Etel	1
KS2 Mid Range Canada	1
Axians	1
Focal Point Solutions Group	1
Kaita Finland	1
FNTS	1
ITS Integra	1
DataStorage Corp	1
Green Cloud	1
GCI	1
Sirius	1
RZKH	1
Syntax	1
CSM	1
BDK Inc.	1
LiquidWeb	1
CMA	1
RackSpace	1
We're the CSP (Cloud Servi...)	1



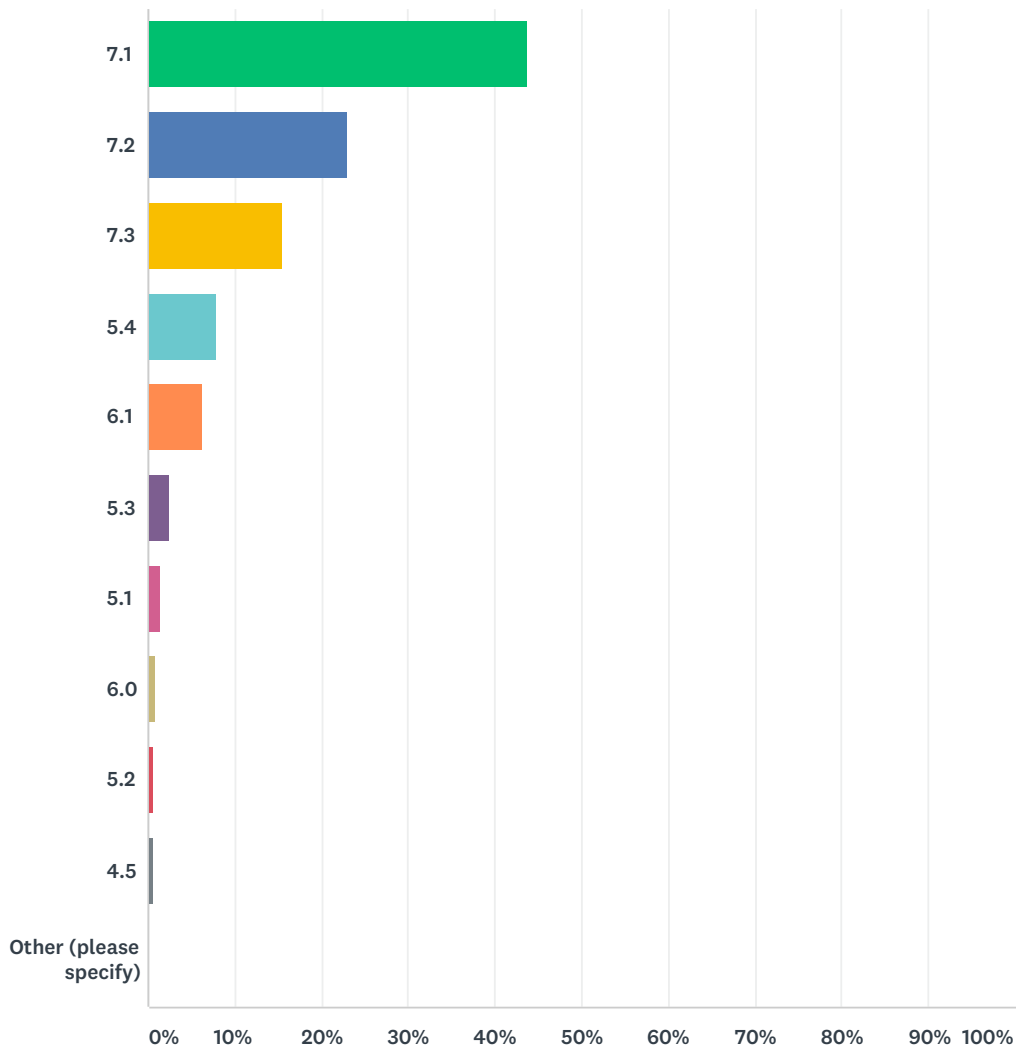


ANSWER CHOICES	RESPONSES	
None - All apps and equip on premise	52.55%	165
Nothing for the AS/400 (IBM i, iSeries)	14.01%	44
AWS	8.92%	28
Azure	6.37%	20
Office 365	6.05%	19
IBM	4.78%	15
Don't know	3.82%	12
One Drive	3.18%	10
UCG Technologies	1.91%	6
Digital Ocean	1.27%	4
Cloud400	0.96%	3
Connectria Hosting	0.96%	3
Other (please specify)	0.96%	3
Maxava	0.64%	2
Infor System i Business Cloud	0.64%	2
Source Data Products	0.64%	2
ServIT	0.64%	2
Google Cloud	0.64%	2
i In The Cloud	0.32%	1
Contegix (formerly DSS)	0.32%	1
Etel	0.32%	1
KS2 Mid Range Canada	0.32%	1
Axians	0.32%	1
Focal Point Solutions Group	0.32%	1
Kaita Finland	0.32%	1
FNTS	0.32%	1
ITS Integra	0.32%	1
DataStorage Corp	0.32%	1

Green Cloud	0.32%	1
GCI	0.32%	1
Sirius	0.32%	1
RZKH	0.32%	1
Syntax	0.32%	1
CSM	0.32%	1
BDK Inc.	0.32%	1
LiquidWeb	0.32%	1
CMA	0.32%	1
RackSpace	0.32%	1
We're the CSP (Cloud Service Provider)	0.32%	1
InfoSystems	0.00%	0
Oxford Networks	0.00%	0
Survey saved for future use	0.00%	0
Total Respondents: 314		

# Q14 What is the oldest version of the operating system you're using in Production?

Answered: 355 Skipped: 49

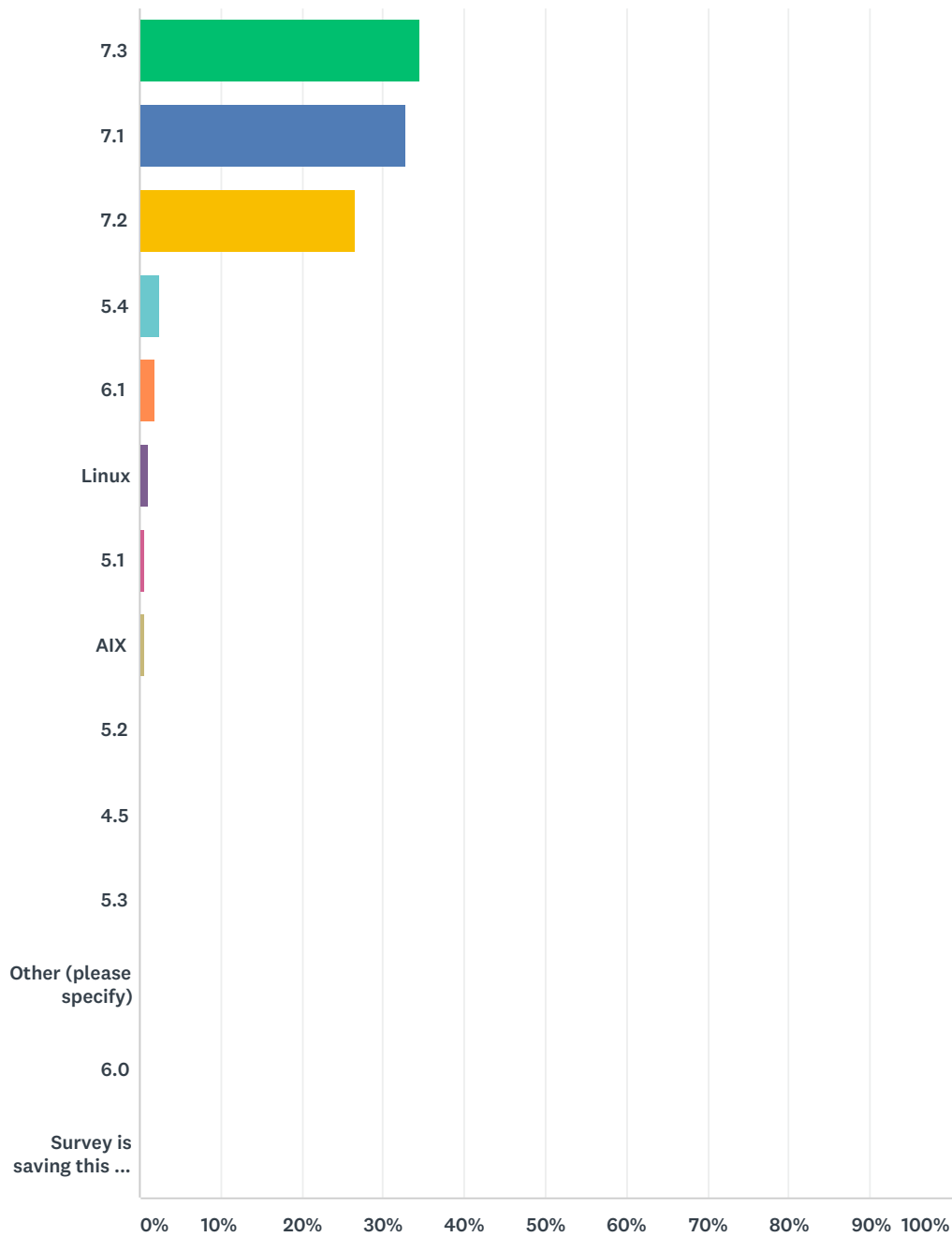


ANSWER CHOICES	RESPONSES	
7.1	43.66%	155
7.2	23.10%	82
7.3	15.49%	55
5.4	7.89%	28
6.1	6.20%	22
5.3	2.54%	9
5.1	1.41%	5
6.0	0.85%	3
5.2	0.56%	2

4.5	0.56%	2
Other (please specify)	0.28%	1
Total Respondents: 355		

# Q15 What is the newest version of the operating system you're using in Production?

Answered: 353 Skipped: 51

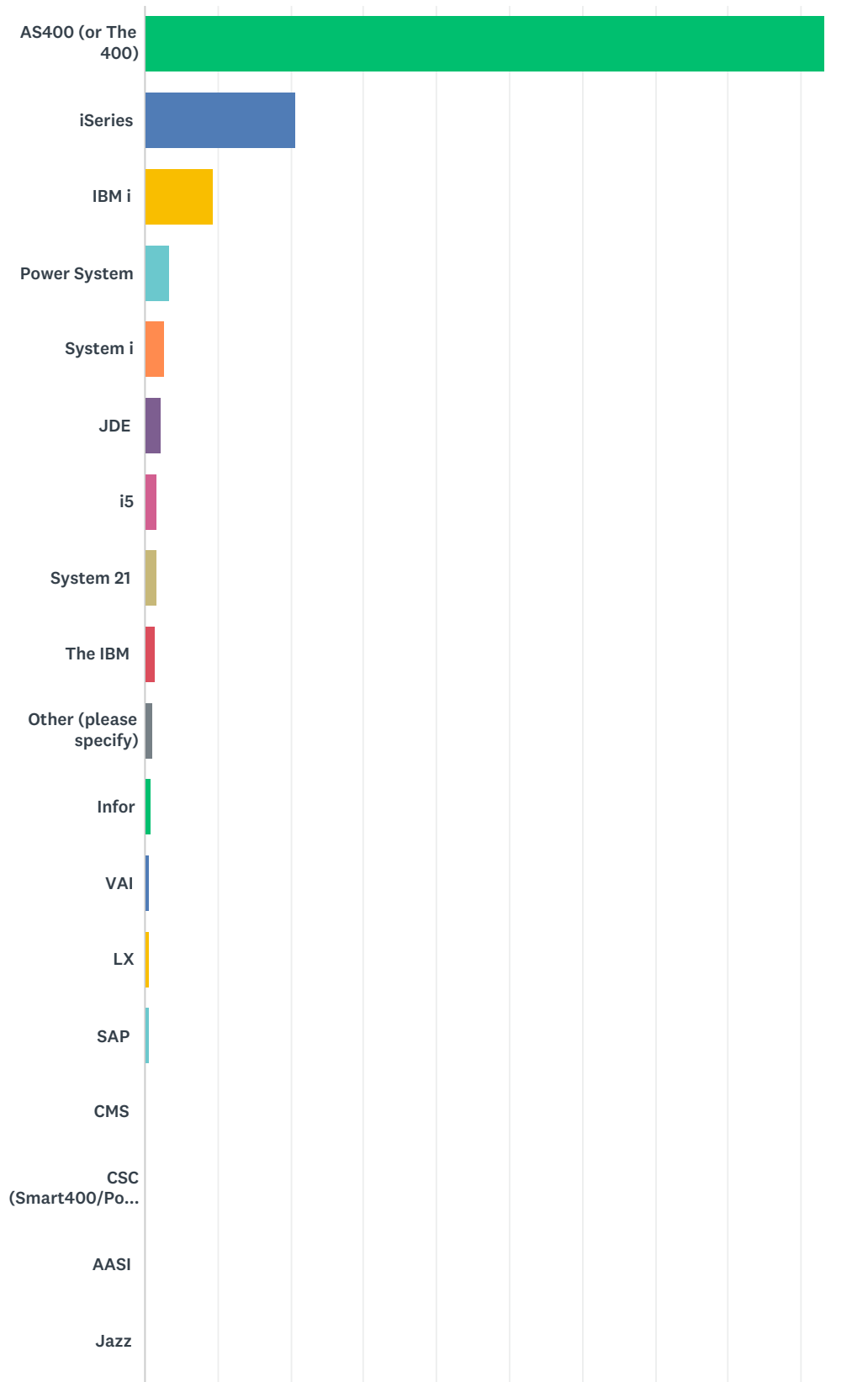


ANSWER CHOICES	RESPONSES
7.3	34.56% 122
7.1	32.86% 116
7.2	26.63% 94
5.4	2.55% 9

6.1	1.98%	7
Linux	1.13%	4
5.1	0.57%	2
AIX	0.57%	2
5.2	0.28%	1
4.5	0.28%	1
5.3	0.28%	1
Other (please specify)	0.28%	1
6.0	0.00%	0
Survey is saving this for future use	0.00%	0
Total Respondents: 353		

# Q16 Regardless of your operating system or hardware, what do most of your users call the system?

Answered: 358 Skipped: 46





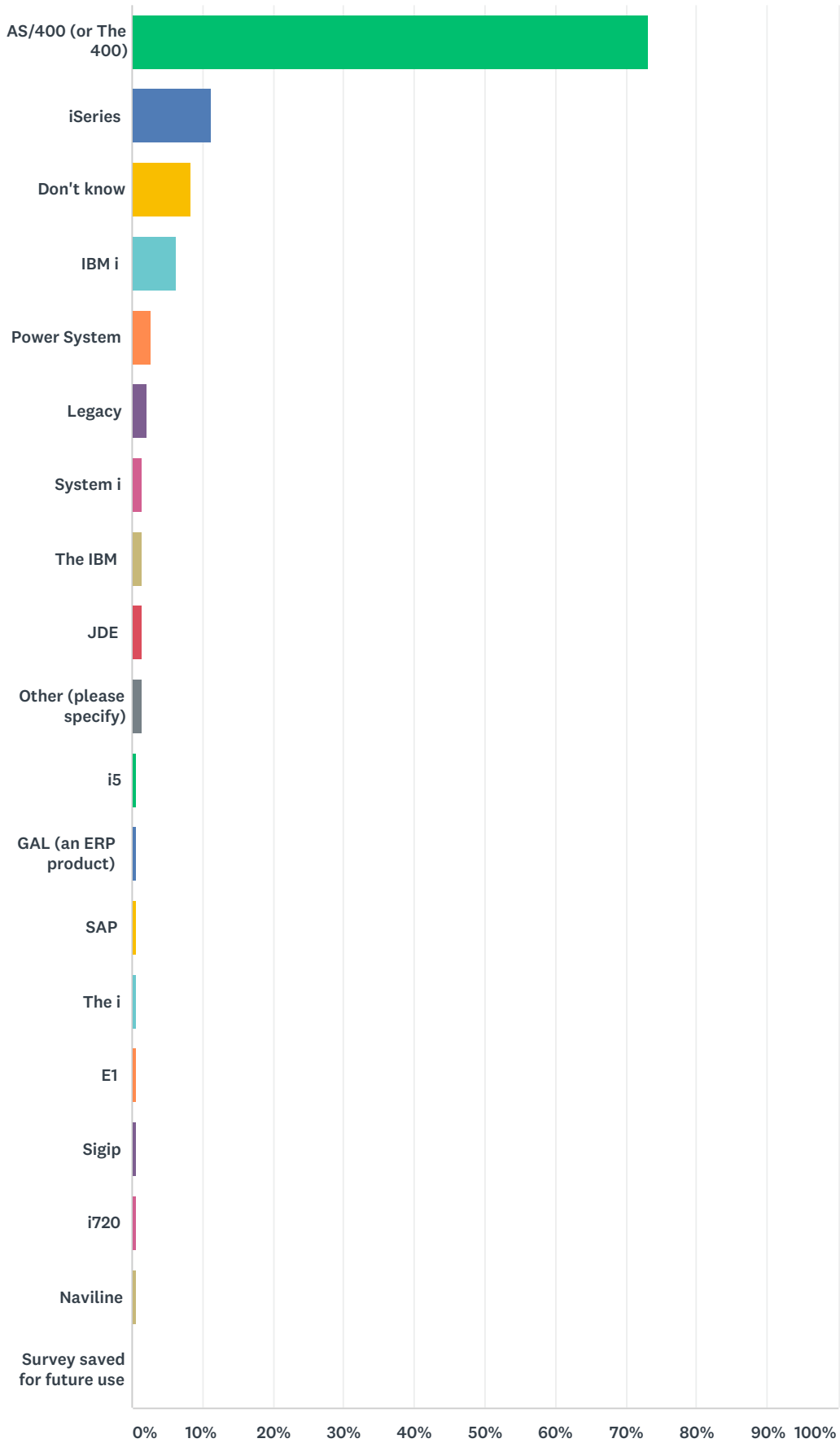
ANSWER CHOICES	RESPONSES	
AS400 (or The 400)	93.30%	334
iSeries	20.67%	74
IBM i	9.50%	34
Power System	3.35%	12
System i	2.79%	10
JDE	2.23%	8
i5	1.68%	6
System 21	1.68%	6



The IBM	1.40%	5
Other (please specify)	1.12%	4
Infor	0.84%	3
VAI	0.56%	2
LX	0.56%	2
SAP	0.56%	2
CMS	0.28%	1
CSC (Smart400/Polisy/Group)	0.28%	1
AASI	0.28%	1
Jazz	0.28%	1
EAX	0.28%	1
The Harris System	0.28%	1
NCR	0.28%	1
S2K	0.28%	1
MMS	0.28%	1
Manhattan	0.28%	1
KBM	0.28%	1
E1	0.28%	1
Sigip	0.28%	1
i	0.28%	1
IWMS	0.28%	1
i720	0.28%	1
Naviline	0.28%	1
Survey is saving this for future use	0.00%	0
Total Respondents: 358		

**Q17 Regardless of your operating system or hardware, what does the person with the highest title in your company (CEO, Owner, President, etc..) call the system?**

Answered: 142 Skipped: 262



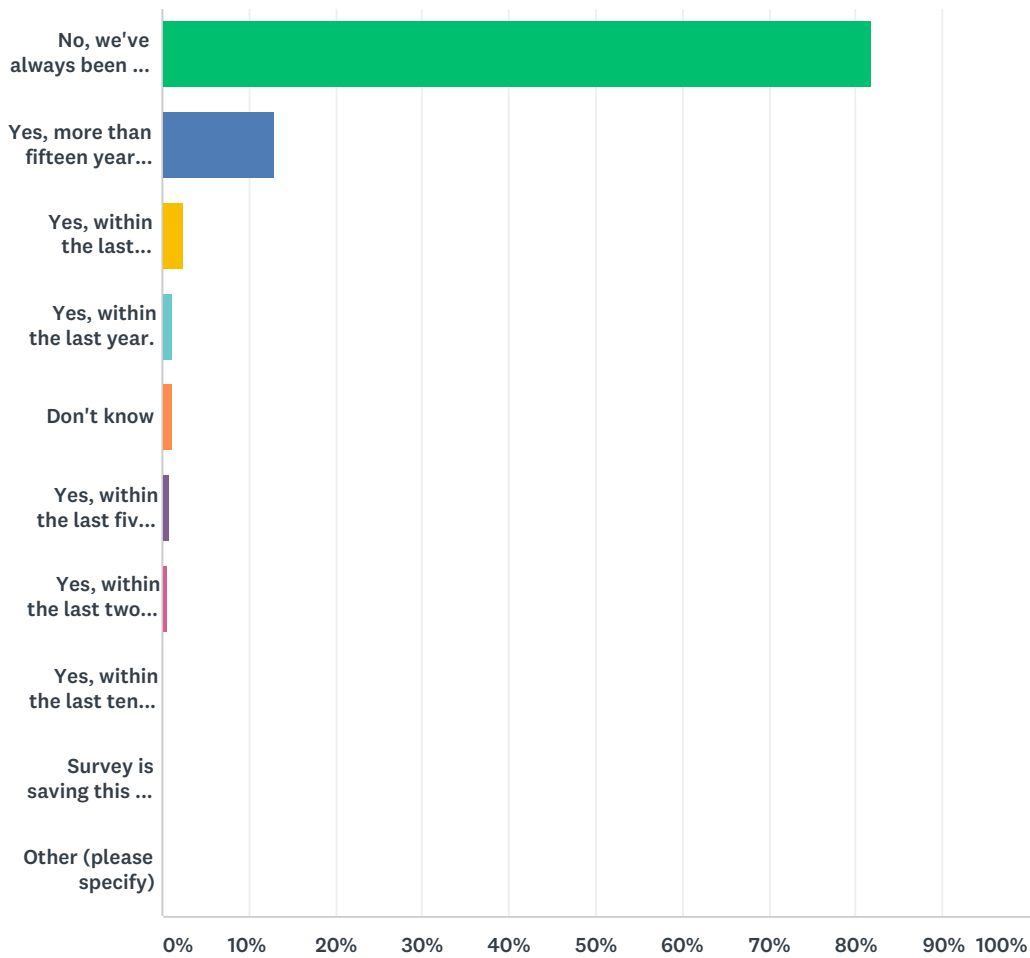
IBM i (AS/400, iSeries) Products and Services Survey

SurveyMonkey

AS/400 (or The 400)	73.24%	104
iSeries	11.27%	16
Don't know	8.45%	12
IBM i	6.34%	9
Power System	2.82%	4
Legacy	2.11%	3
System i	1.41%	2
The IBM	1.41%	2
JDE	1.41%	2
Other (please specify)	1.41%	2
i5	0.70%	1
GAL (an ERP product)	0.70%	1
SAP	0.70%	1
The i	0.70%	1
E1	0.70%	1
Sigip	0.70%	1
i720	0.70%	1
Naviline	0.70%	1
Survey saved for future use	0.00%	0
Total Respondents: 142		

# Q18 Did your company migrate from some other platform to the IBM i (AS400)?

Answered: 330 Skipped: 74

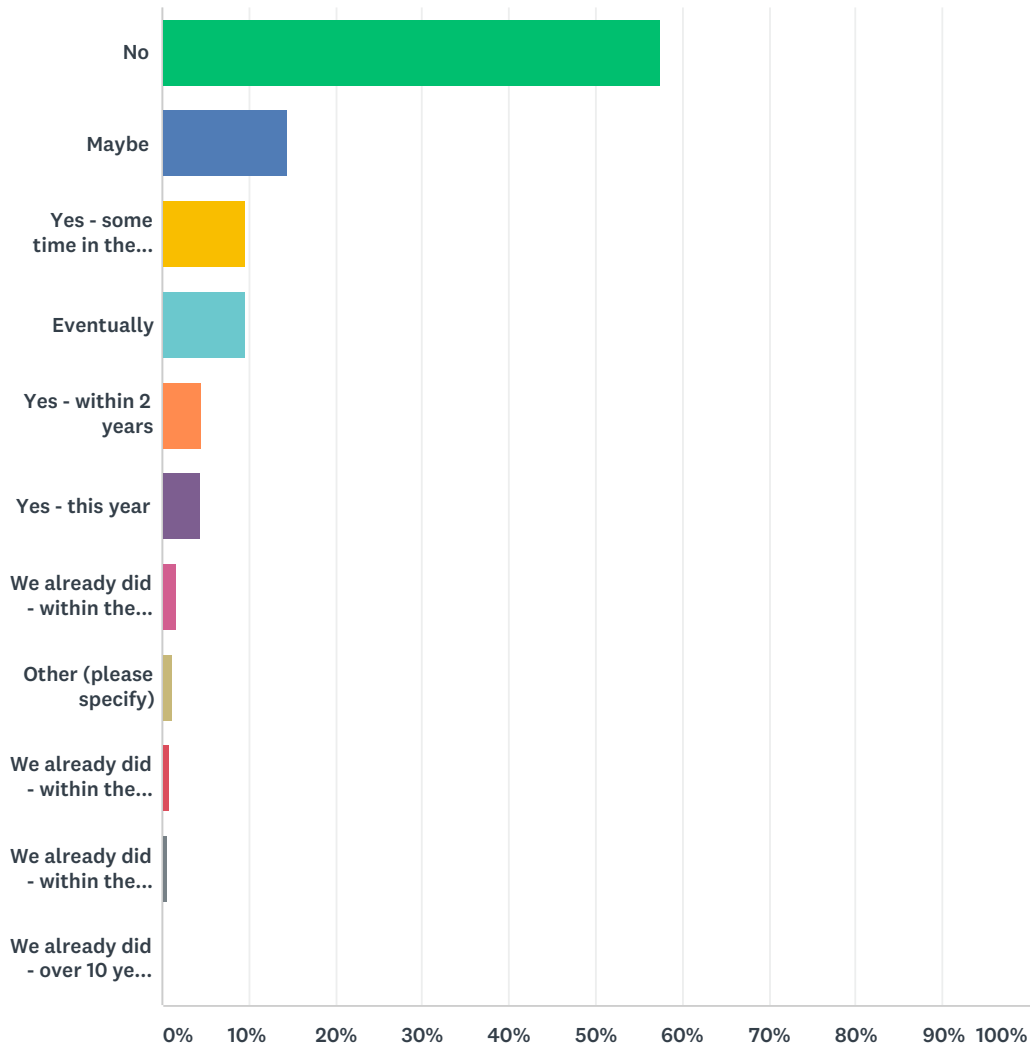


ANSWER CHOICES	RESPONSES	
No, we've always been on it	81.82%	270
Yes, more than fifteen years ago.	13.03%	43
Yes, within the last fifteen years.	2.42%	8
Yes, within the last year.	1.21%	4
Don't know	1.21%	4
Yes, within the last five years.	0.91%	3
Yes, within the last two years.	0.61%	2
Yes, within the last ten years.	0.30%	1
Survey is saving this for future use	0.00%	0
Other (please specify)	0.00%	0

Total Respondents: 330

# Q19 Does your company plan to completely migrate off of the platform?

Answered: 344 Skipped: 60



ANSWER CHOICES	RESPONSES	
No	57.56%	198
Maybe	14.53%	50
Yes - some time in the next 5 years	9.59%	33
Eventually	9.59%	33
Yes - within 2 years	4.65%	16
Yes - this year	4.36%	15
We already did - within the last 10 years	1.74%	6
Other (please specify)	1.16%	4
We already did - within the last 5 years	0.87%	3
We already did - within the last 2 years	0.58%	2

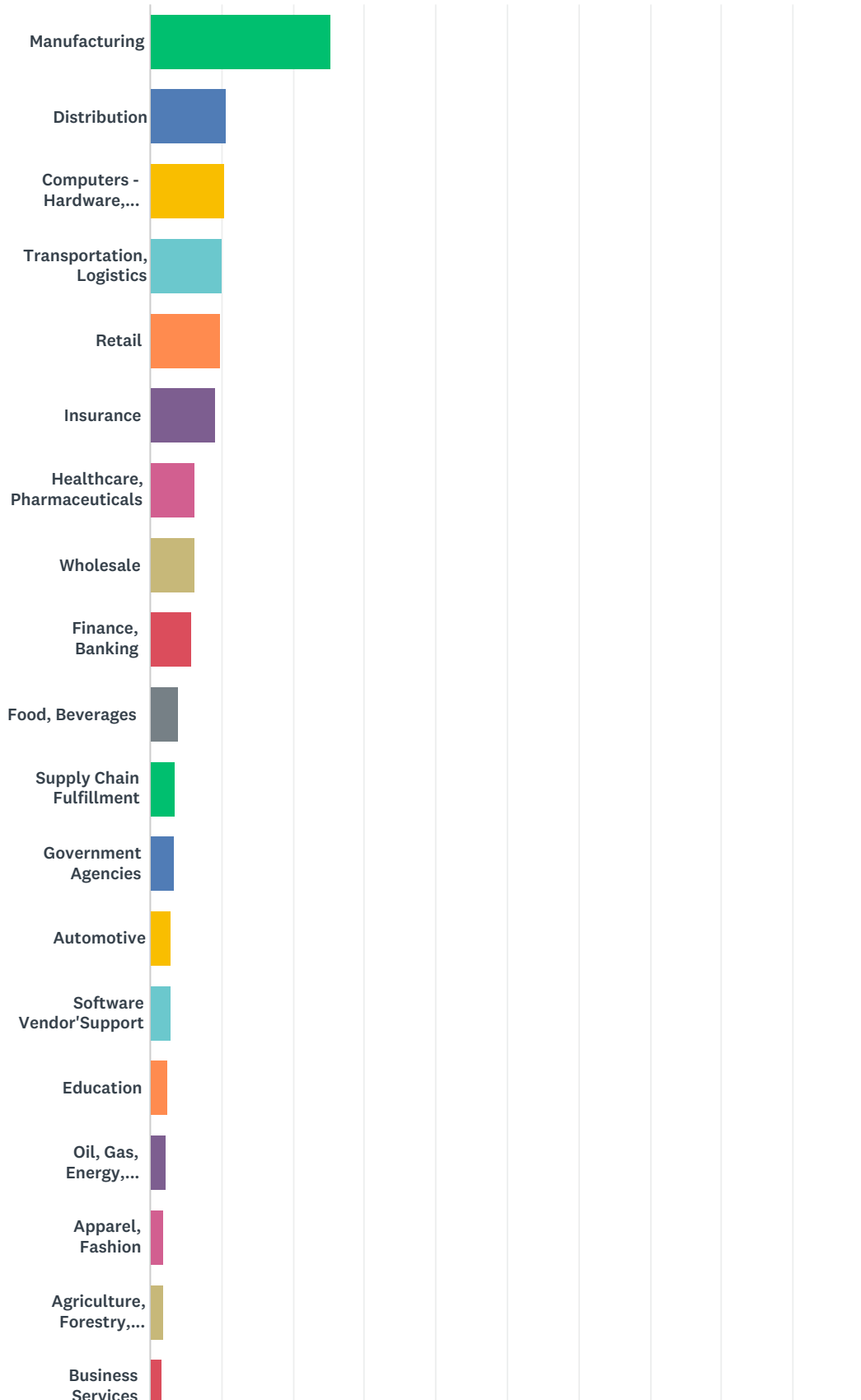
---

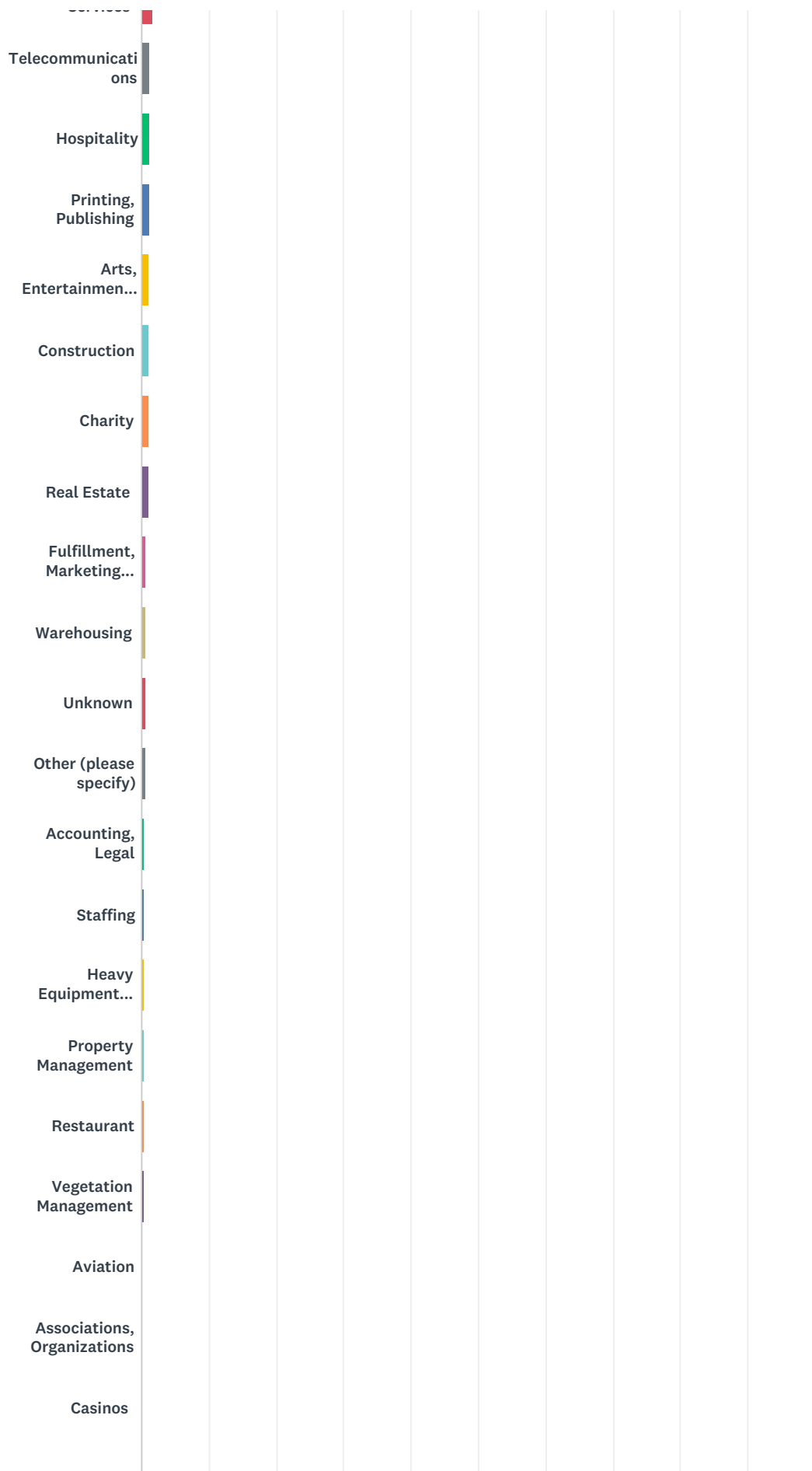
We already did - over 10 years ago	0.29%	1
Total Respondents: 344		

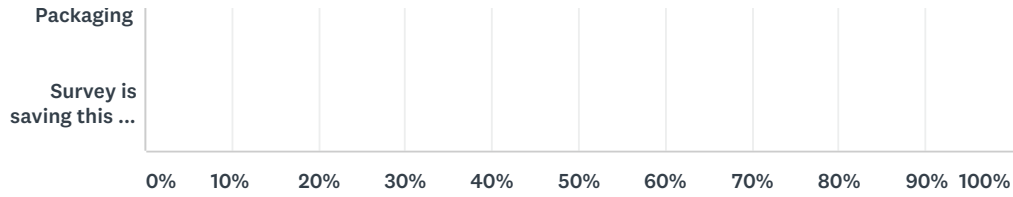


# Q20 What industry is your company in?

Answered: 307 Skipped: 97







ANSWER CHOICES	RESPONSES	
Manufacturing	25.41%	78
Distribution	10.75%	33
Computers - Hardware, Software, Consulting, CSP	10.42%	32
Transportation, Logistics	10.10%	31
Retail	9.77%	30
Insurance	9.12%	28
Healthcare, Pharmaceuticals	6.19%	19
Wholesale	6.19%	19
Finance, Banking	5.86%	18
Food, Beverages	3.91%	12
Supply Chain Fulfillment	3.58%	11
Government Agencies	3.26%	10
Automotive	2.93%	9
Software Vendor Support	2.93%	9
Education	2.61%	8
Oil, Gas, Energy, Utilities	2.28%	7
Apparel, Fashion	1.95%	6
Agriculture, Forestry, Mining	1.95%	6
Business Services	1.63%	5
Telecommunications	1.30%	4
Hospitality	1.30%	4
Printing, Publishing	1.30%	4
Arts, Entertainment, Recreation	0.98%	3
Construction	0.98%	3
Charity	0.98%	3
Real Estate	0.98%	3
Fulfillment, Marketing Services	0.65%	2
Warehousing	0.65%	2
Unknown	0.65%	2

Other (please specify)	0.65%	2
Accounting, Legal	0.33%	1
Staffing	0.33%	1
Heavy Equipment Dealer (Caterpillar)	0.33%	1
Property Management	0.33%	1
Restaurant	0.33%	1
Vegetation Management	0.33%	1
Aviation	0.00%	0
Associations, Organizations	0.00%	0
Casinos	0.00%	0
Packaging	0.00%	0
Survey is saving this for future use	0.00%	0
Total Respondents: 307		

## Q21 What is the name of your company? (Confidential and Optional)

Answered: 405 Skipped: -1

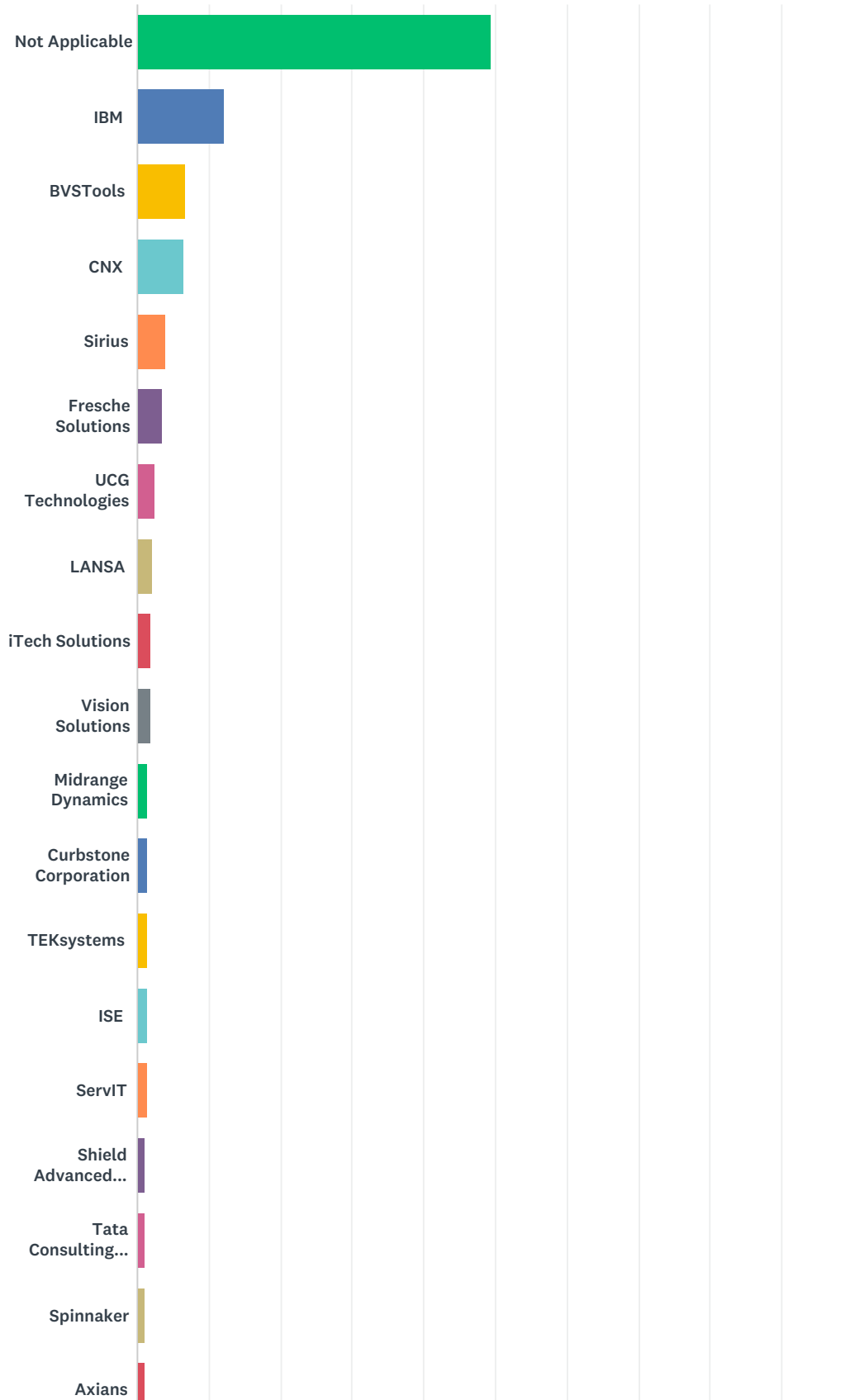
Q22 If you are willing to act as a reference (pro or con) for any IBM i product or service, please enter your contact info below. Also, please enter the product(s) you can be a reference for.

Answered: 71 Skipped: 333

ANSWER CHOICES	RESPONSES	
Your Name	97.18%	69
Email Address	97.18%	69
Country	95.77%	68
Product(s)	83.10%	59
Phone Number	74.65%	53
City/Town	46.48%	33
State/Province	45.07%	32
Company	40.85%	29
Address 2	0.00%	0
ZIP/Postal Code	0.00%	0

# Q23 What consulting company have you been the most satisfied with?

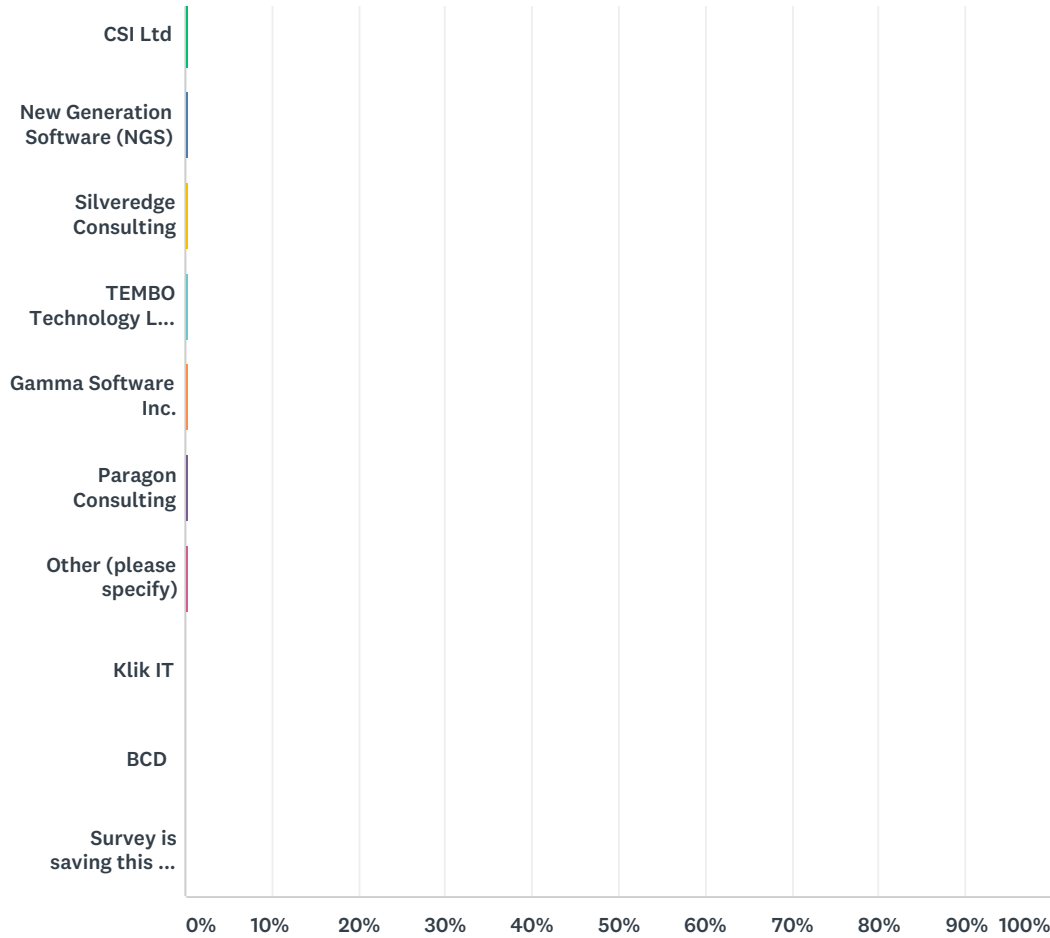
Answered: 281 Skipped: 123







Service Provider	Count
(ework.no)	1
TSG	1
ITS	1
Computer Merchants	1
Manifest Technologies...	1
SenecaGlobal	1
Dimension Data	1
Agilysis	1
MODIS	1
Collabera	1
APEX Systems	1
VAI	1
TecaData	1
Tamalpais Group, Inc.	1
A&H Associates	1
Systems Services, Inc.	1
Essex Tech	1
CD-Invest	1
Logicalis	1
Innovative Systems	1
Resilience Asia Pacific	1



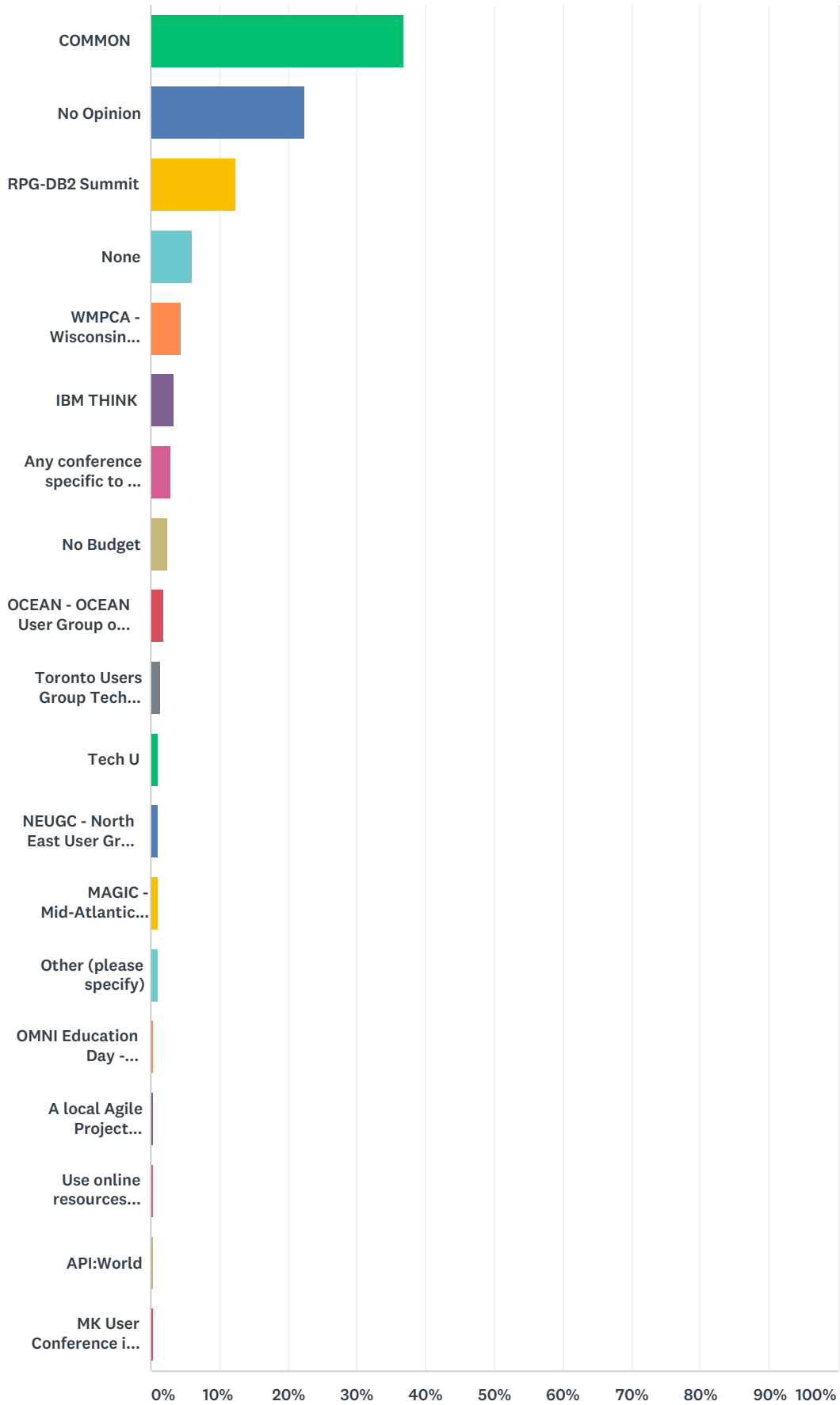
ANSWER CHOICES	RESPONSES	
Not Applicable	49.47%	139
IBM	12.10%	34
BVSTools	6.76%	19
CNX	6.41%	18
Sirius	3.91%	11
Fresche Solutions	3.56%	10
UCG Technologies	2.49%	7
LANSA	2.14%	6
iTech Solutions	1.78%	5
Vision Solutions	1.78%	5
Midrange Dynamics	1.42%	4
Curbstone Corporation	1.42%	4
TEKsystems	1.42%	4
ISE	1.42%	4
ServIT	1.42%	4

Shield Advanced Solutions	1.07%	3
Tata Consulting Services	1.07%	3
Spinnaker	1.07%	3
Axians	1.07%	3
Meridian IT	1.07%	3
Varsity Logistics	1.07%	3
Infor	1.07%	3
Maxava	0.71%	2
AddOn Systems	0.71%	2
M.A.P. Technology Solutions	0.71%	2
Weidenhammer Systems	0.71%	2
KPMG	0.71%	2
Trimin	0.71%	2
Associated Computer Systems (ACS)	0.71%	2
Briteskies	0.71%	2
CMA	0.71%	2
TDK Technologies	0.71%	2
iAge Solutions	0.36%	1
Contreras Technologies International	0.36%	1
Legacy Systems	0.36%	1
Syllogistic	0.36%	1
Mainline	0.36%	1
Tree Line Solutions	0.36%	1
HTC Global Services	0.36%	1
Ework Group (ework.no)	0.36%	1
TSG	0.36%	1
ITS	0.36%	1
Computer Merchants	0.36%	1
Manifest Technologies, Inc.	0.36%	1
SenecaGlobal	0.36%	1
Dimension Data	0.36%	1
Agilysis	0.36%	1
MODIS	0.36%	1
Collabera	0.36%	1
APEX Systems	0.36%	1

VAI	0.36%	1
TecaData	0.36%	1
Tamalpais Group, Inc.	0.36%	1
A&H Associates	0.36%	1
Systems Services, Inc.	0.36%	1
Essex Tech	0.36%	1
CD-Invest	0.36%	1
Logicalis	0.36%	1
Innovative Systems	0.36%	1
Resilience Asia Pacific	0.36%	1
CSI Ltd	0.36%	1
New Generation Software (NGS)	0.36%	1
Silveredge Consulting	0.36%	1
TEMBO Technology Lab (Adsero Optima)	0.36%	1
Gamma Software Inc.	0.36%	1
Paragon Consulting	0.36%	1
Other (please specify)	0.36%	1
Klik IT	0.00%	0
BCD	0.00%	0
Survey is saving this for future use	0.00%	0
Total Respondents: 281		

**Q24 Which single conference would you suggest a company on a limited budget attend (anywhere in the world)?**

Answered: 277 Skipped: 127



ANSWER CHOICES	RESPONSES
----------------	-----------

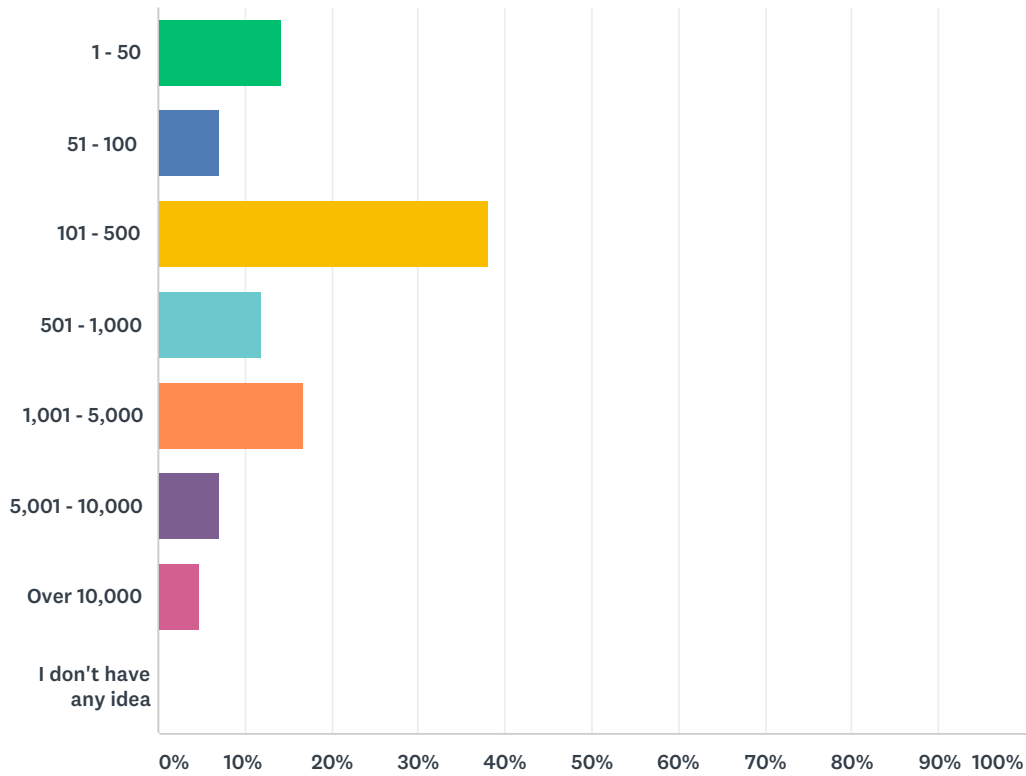
IBM i (AS/400, iSeries) Products and Services Survey

SurveyMonkey

COMMON	36.82%	102
No Opinion	22.38%	62
RPG-DB2 Summit	12.27%	34
None	6.14%	17
WMPCA - Wisconsin Midrange Computer Professionals Associate	4.33%	12
IBM THINK	3.25%	9
Any conference specific to a company's tools and technologies	2.89%	8
No Budget	2.53%	7
OCEAN - OCEAN User Group of Southern California	1.81%	5
Toronto Users Group Tech Conference	1.44%	4
Tech U	1.08%	3
NEUGC - North East User Group Conference	1.08%	3
MAGIC - Mid-Atlantic Group of IBM i Collaborators	1.08%	3
Other (please specify)	1.08%	3
OMNI Education Day - Chicagoland IBM Users	0.36%	1
A local Agile Project Management conference	0.36%	1
Use online resources instead	0.36%	1
API:World	0.36%	1
MK User Conference in Grand Rapids (Infor partner)	0.36%	1
<b>TOTAL</b>		<b>277</b>

## Q25 How many employees does your company have (roughly)?

Answered: 42 Skipped: 362



ANSWER CHOICES	RESPONSES	
1 - 50	14.29%	6
51 - 100	7.14%	3
101 - 500	38.10%	16
501 - 1,000	11.90%	5
1,001 - 5,000	16.67%	7
5,001 - 10,000	7.14%	3
Over 10,000	4.76%	2
I don't have any idea	0.00%	0
<b>TOTAL</b>		<b>42</b>