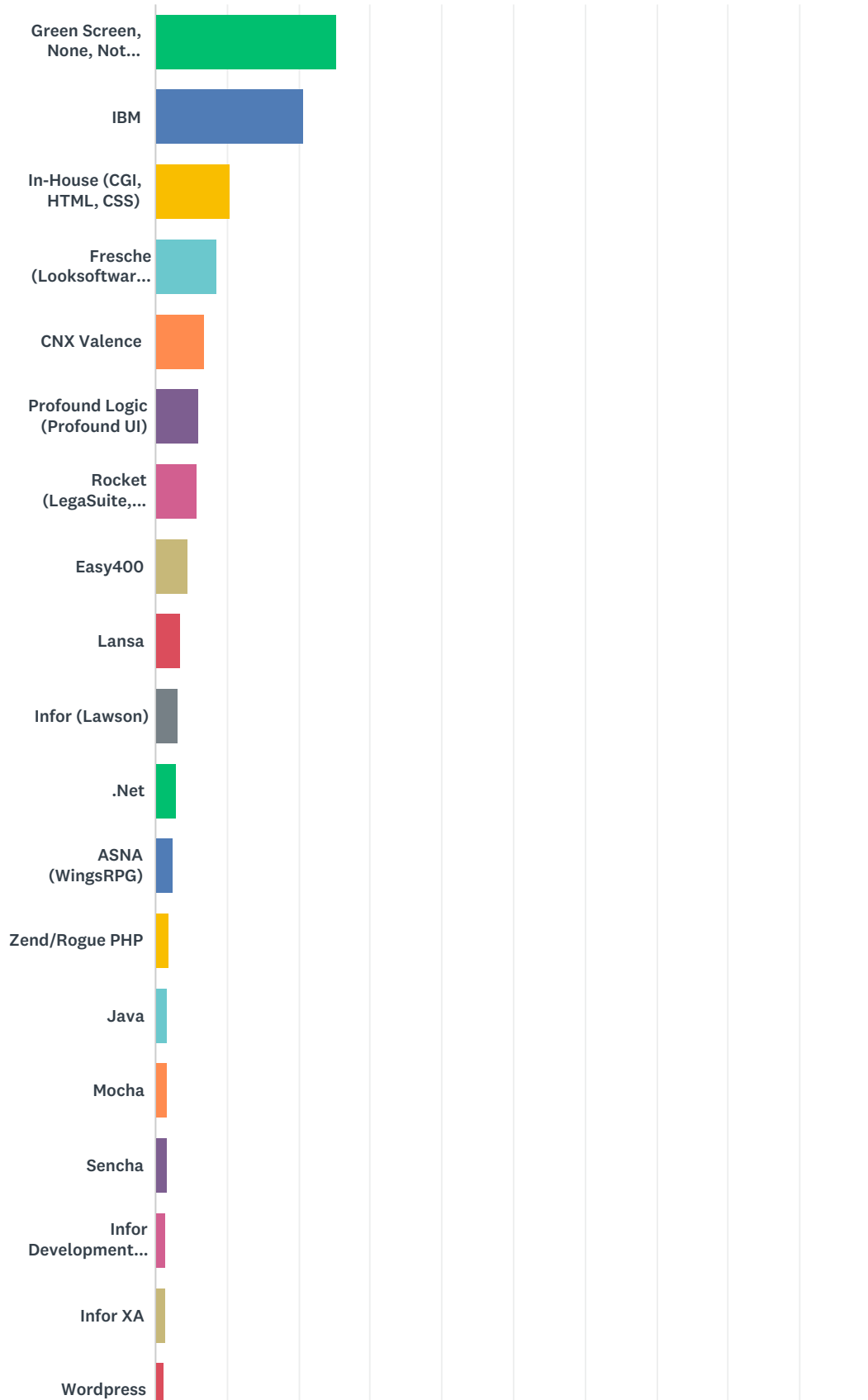
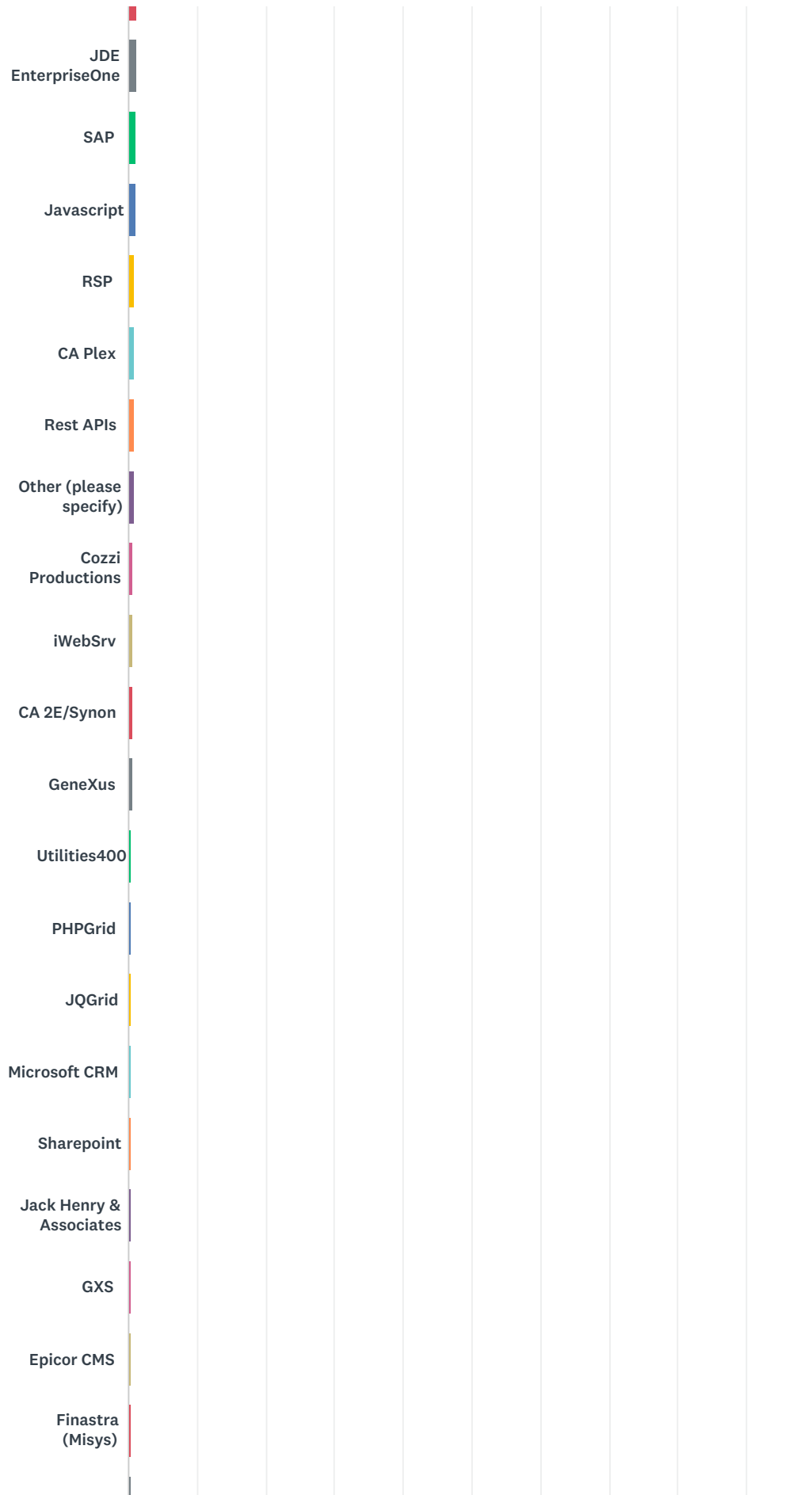


Q1 Who did you get your graphical user interface (GUI) product from?

Answered: 507 Skipped: 30





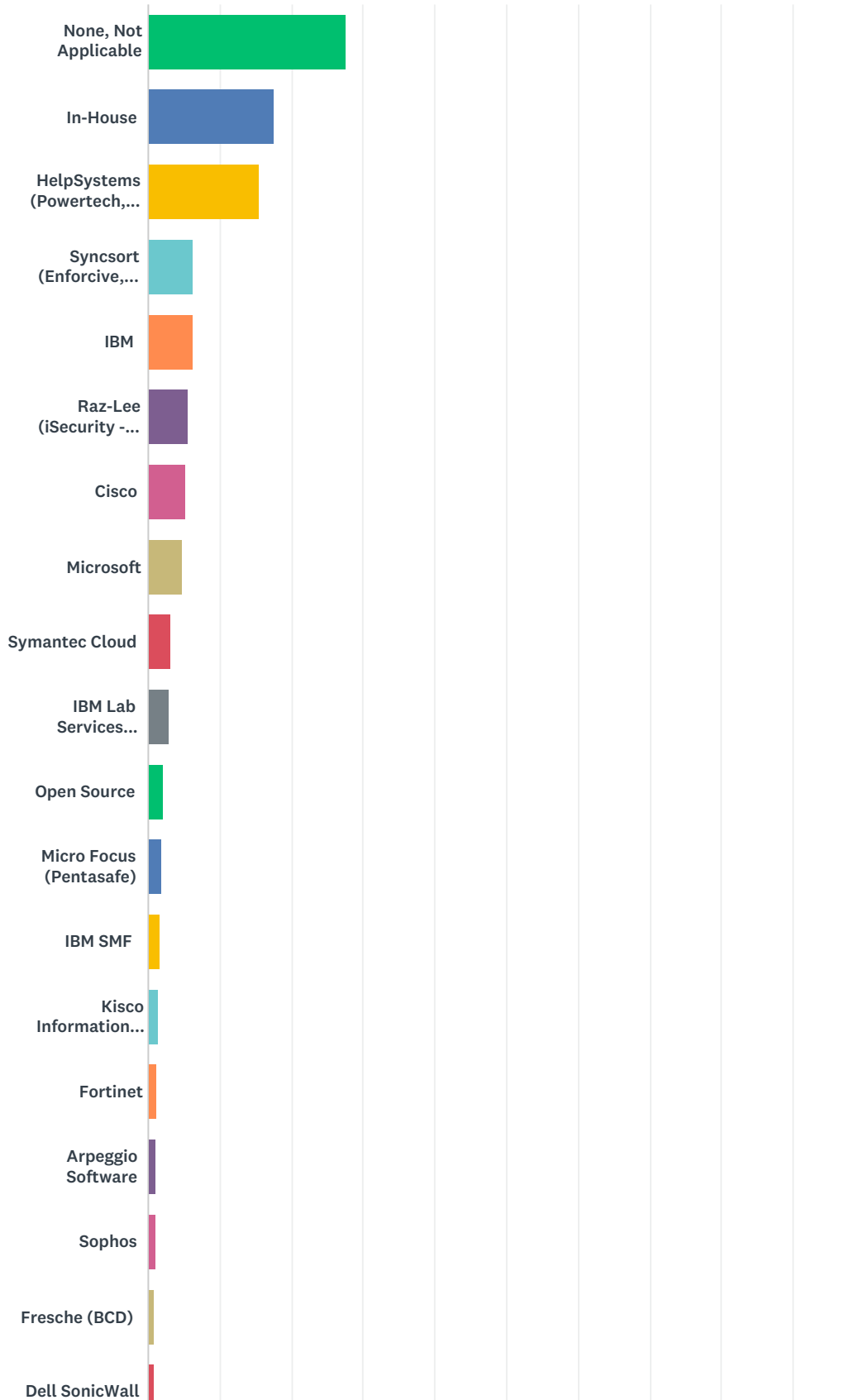


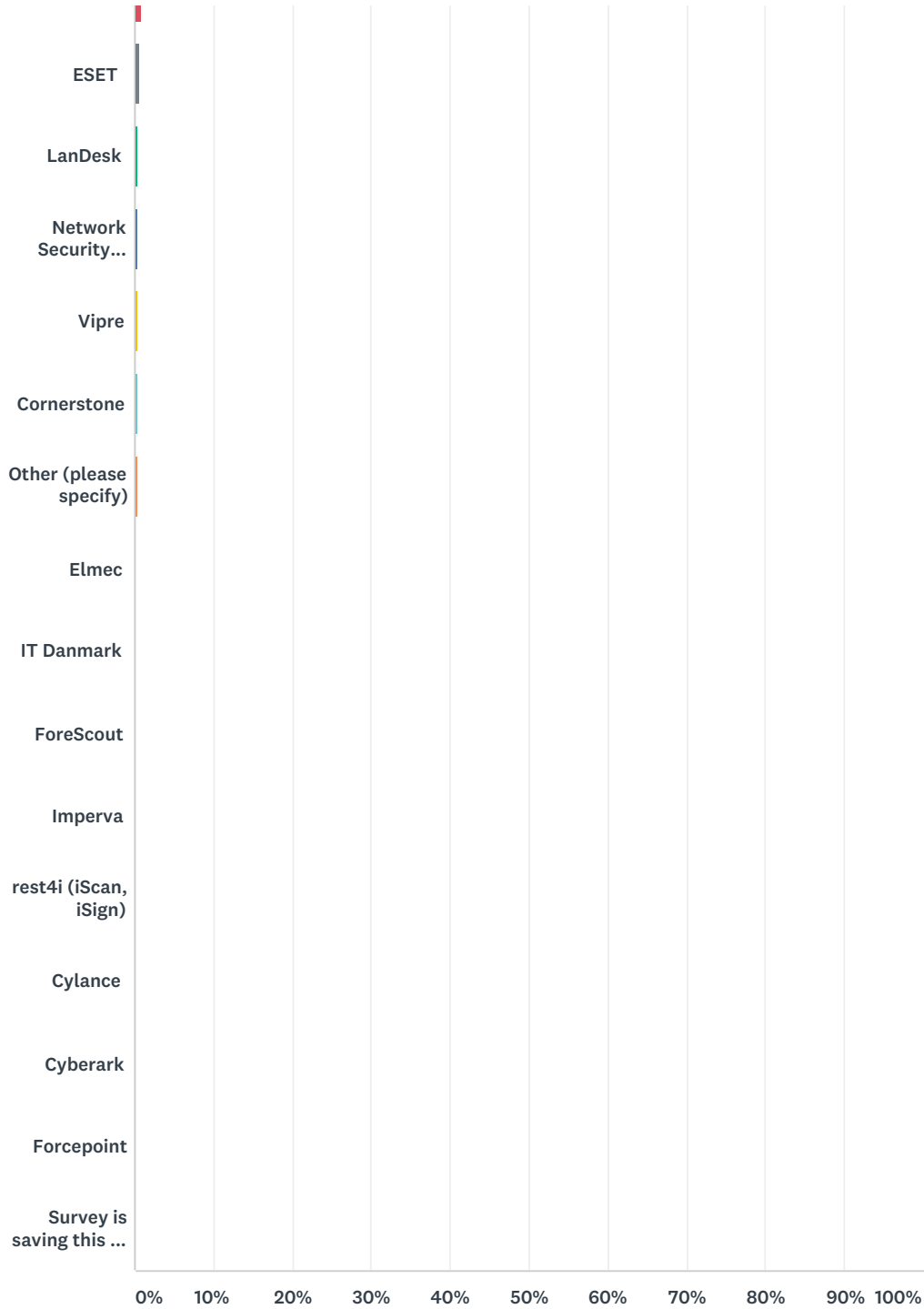
ANSWER CHOICES	RESPONSES	
Green Screen, None, Not Applicable	25.25%	128
IBM	20.71%	105
In-House (CGI, HTML, CSS)	10.45%	53
Fresche (Looksoftware, BCD)	8.48%	43
CNX Valence	6.90%	35
Profound Logic (Profound UI)	6.11%	31
Rocket (LegaSuite, JWalk)	5.92%	30
Easy400	4.54%	23
Lansa	3.55%	18
Infor (Lawson)	3.16%	16
.Net	2.96%	15
ASNA (WingsRPG)	2.56%	13
Zend/Rogue PHP	1.97%	10
Java	1.78%	9
Mocha	1.58%	8
Sencha	1.58%	8
Infor Development Framework	1.38%	7
Infor XA	1.38%	7
Wordpress	1.18%	6
JDE EnterpriseOne	1.18%	6
SAP	0.99%	5
Javascript	0.99%	5
RSP	0.79%	4
CA Plex	0.79%	4
Rest APIs	0.79%	4
Other (please specify)	0.79%	4
Cozzi Productions	0.59%	3
iWebSrv	0.59%	3
CA 2E/Synon	0.59%	3
GeneXus	0.59%	3
Utilities400	0.39%	2
PHPGrid	0.39%	2
JQGrid	0.39%	2
Microsoft CRM	0.39%	2

Sharepoint	0.39%	2
Jack Henry & Associates	0.39%	2
GXS	0.39%	2
Epicor CMS	0.39%	2
Finastra (Misys)	0.39%	2
PowerMHS	0.39%	2
Infor LX Webtop	0.39%	2
PHLSoft	0.20%	1
Friedman Frontier	0.20%	1
Harris Data	0.20%	1
NCR	0.20%	1
SMA Solutions	0.20%	1
Sme.UP	0.20%	1
Grails	0.20%	1
JSPWiki	0.20%	1
React.js	0.20%	1
Ronn Lynn (RLM)	0.20%	1
Superion (Naviline)	0.20%	1
Onepoint Portal and Developer Toolkit	0.20%	1
EXPERIA (SilverDev)	0.20%	1
SEA (Software Engineering of America)	0.20%	1
FIS	0.20%	1
Infor Si Workspace	0.20%	1
Infor OS	0.20%	1
IBS XT Client	0.20%	1
Total Respondents: 507		

Q2 Who did you get your security product from?

Answered: 500 Skipped: 37



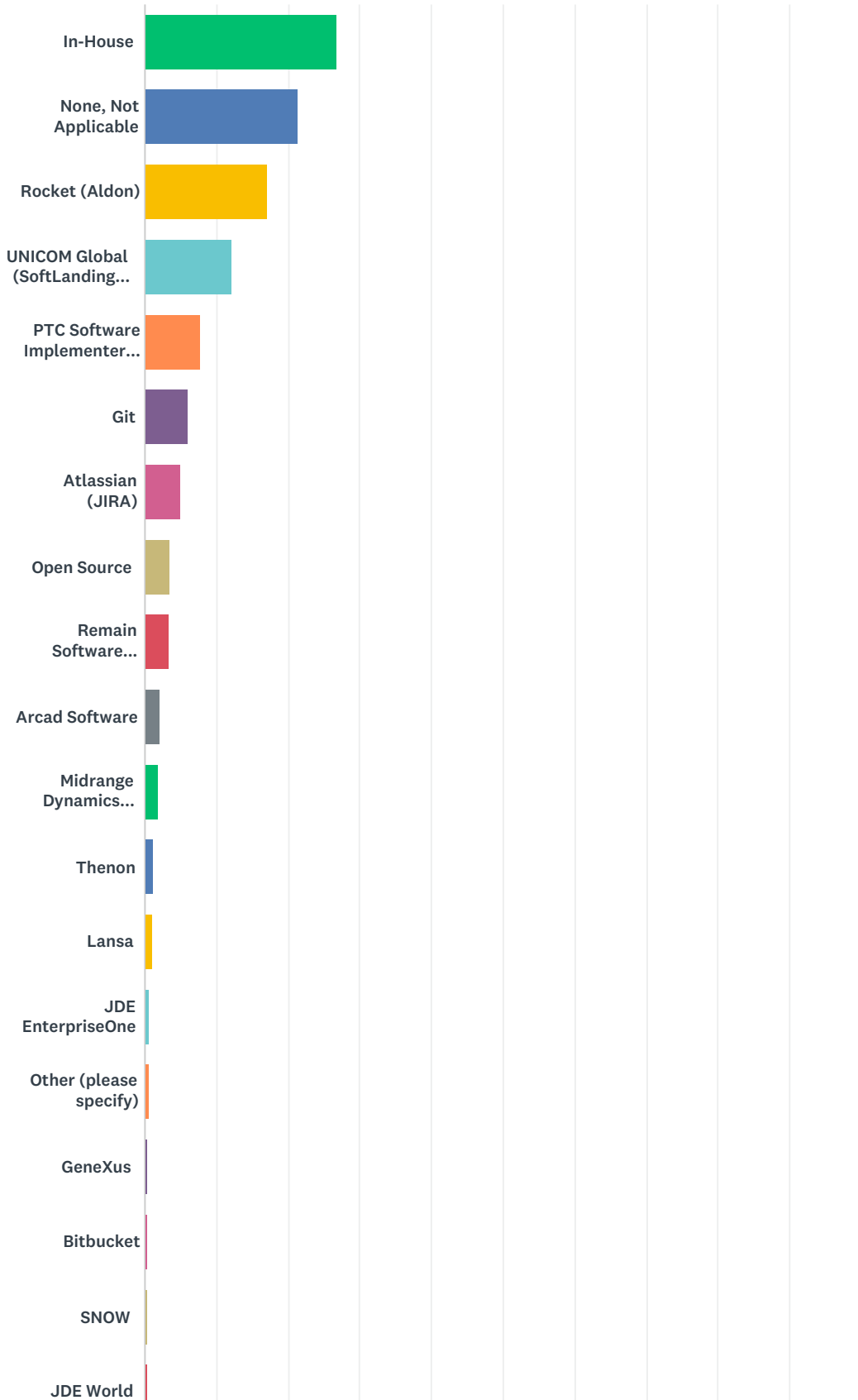



ANSWER CHOICES	RESPONSES	
None, Not Applicable	27.60%	138
In-House	17.60%	88
HelpSystems (Powertech, StandGuard)	15.40%	77
Syncsort (Enforcive, Cilasoft, Townsend Security)	6.20%	31
IBM	6.20%	31
Raz-Lee (iSecurity - SEA North America Reseller)	5.60%	28

Cisco	5.20%	26
Microsoft	4.80%	24
Symantec Cloud	3.20%	16
IBM Lab Services PowerSCTools	3.00%	15
Open Source	2.00%	10
Micro Focus (Pentasec)	1.80%	9
IBM SMF	1.60%	8
Kisco Information Systems	1.40%	7
Fortinet	1.20%	6
Arpeggio Software	1.00%	5
Sophos	1.00%	5
Fresche (BCD)	0.80%	4
Dell SonicWall	0.80%	4
ESET	0.60%	3
LanDesk	0.40%	2
Network Security (Barcelona 04)	0.40%	2
Vipre	0.40%	2
Cornerstone	0.40%	2
Other (please specify)	0.40%	2
Elmec	0.20%	1
IT Danmark	0.20%	1
ForeScout	0.20%	1
Imperva	0.20%	1
rest4i (iScan, iSign)	0.20%	1
Cylance	0.20%	1
Cyberark	0.20%	1
Forcepoint	0.20%	1
Survey is saving this for future use	0.00%	0
Total Respondents: 500		

Q3 Who did you get your change management product from?

Answered: 474 Skipped: 63



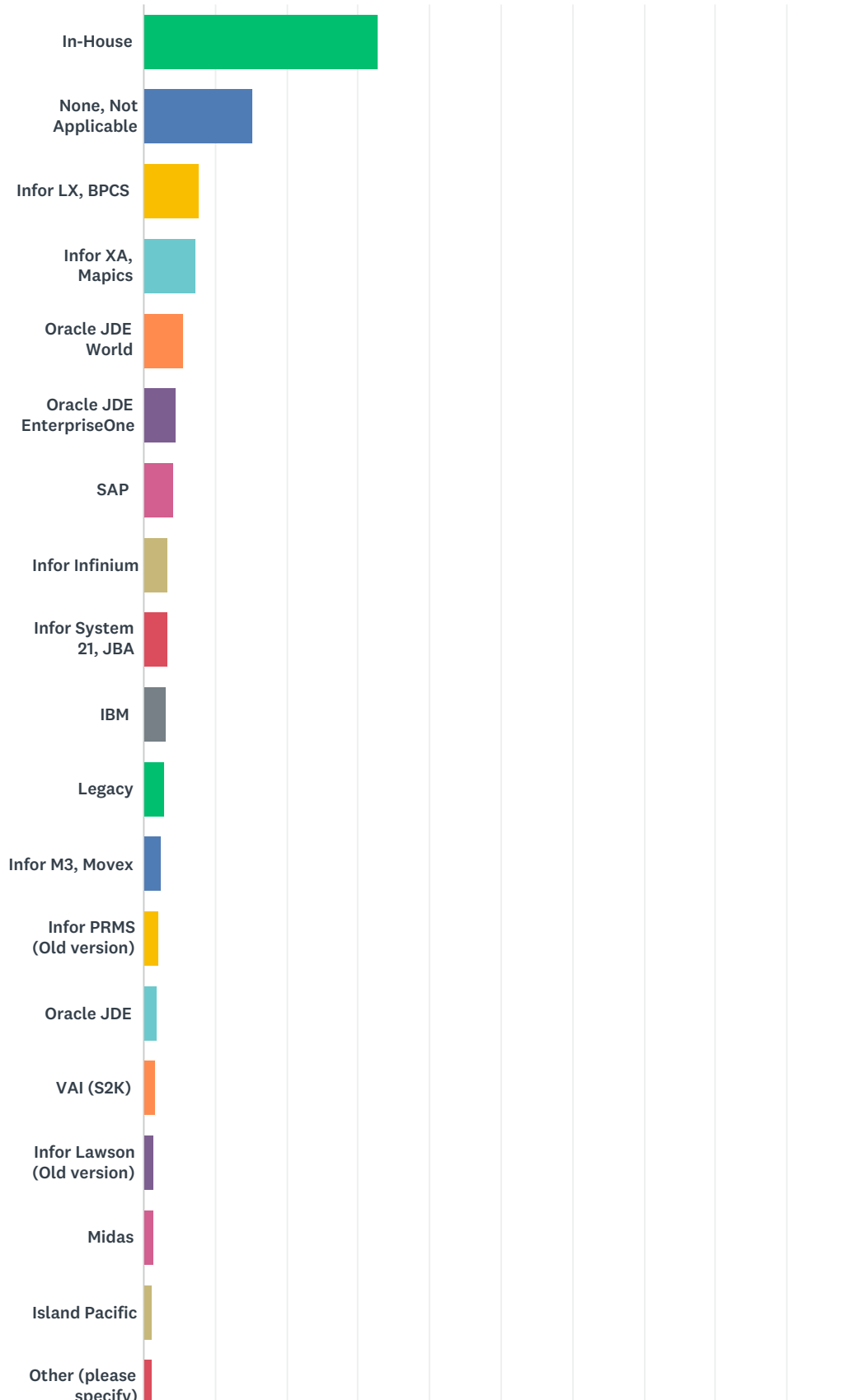


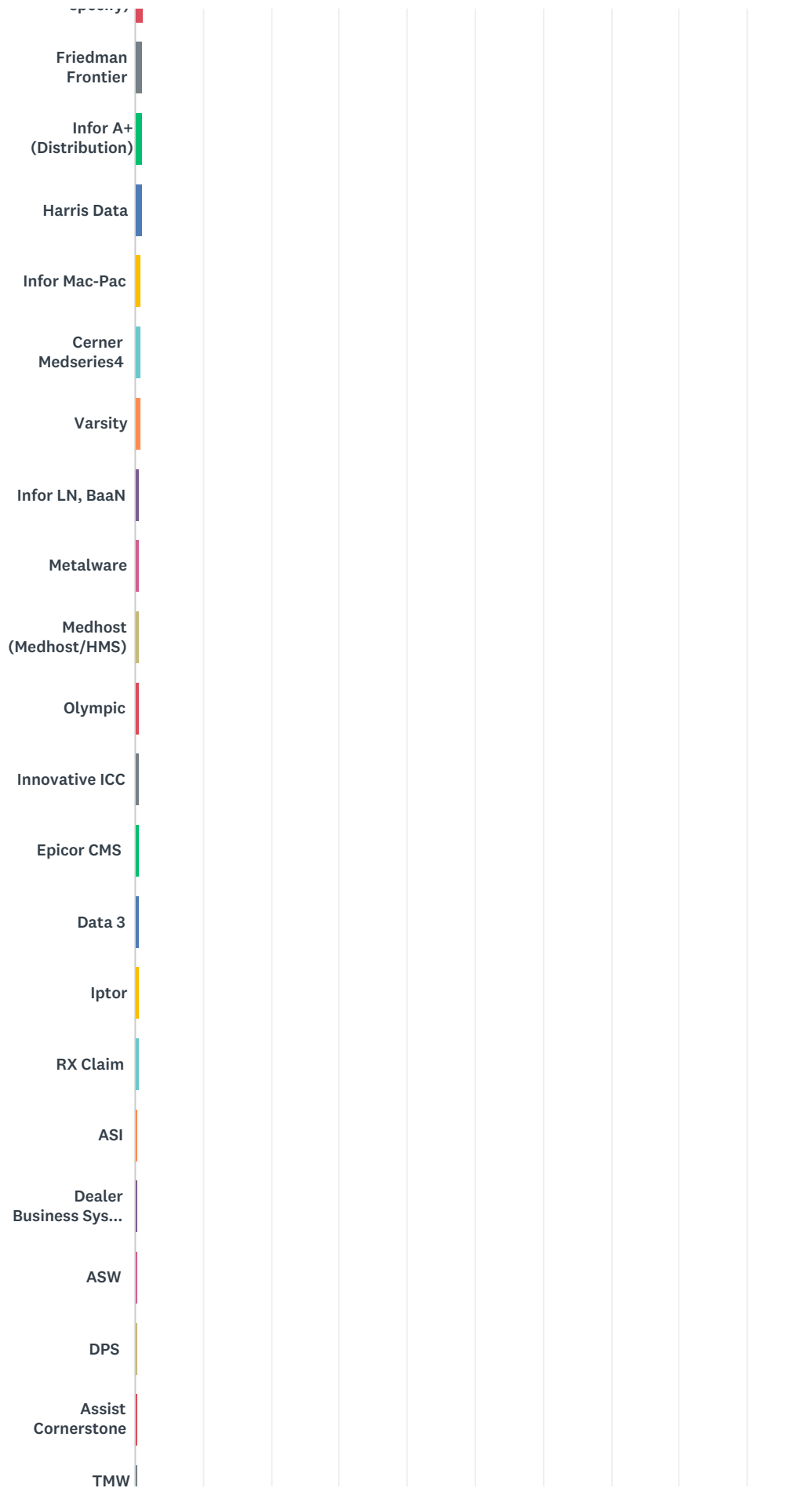
ANSWER CHOICES	RESPONSES
In-House	26.79% 127
None, Not Applicable	21.31% 101
Rocket (Aldon)	17.09% 81
UNICOM Global (SoftLanding / Turnover)	12.24% 58
PTC Software Implementer (and MKS)	7.81% 37
Git	6.12% 29

Atlassian (JIRA)	5.06%	24
Open Source	3.59%	17
Remain Software (TD/OMS)	3.38%	16
Arcad Software	2.11%	10
Midrange Dynamics (MDCMS)	1.90%	9
Thenon	1.27%	6
Lansa	1.05%	5
JDE EnterpriseOne	0.63%	3
Other (please specify)	0.63%	3
GeneXus	0.42%	2
Bitbucket	0.42%	2
SNOW	0.42%	2
JDE World	0.42%	2
Jenkins	0.42%	2
CM First	0.21%	1
ADEonics	0.21%	1
Raz-Lee Change Management	0.21%	1
IT Danmark	0.21%	1
Quick Books	0.21%	1
JDA MMS	0.21%	1
Mason Computer Consulting, Inc.	0.21%	1
SSA	0.21%	1
ChangeFit	0.21%	1
MDE from Primur Systems & Resources, Sydney	0.21%	1
Synon	0.21%	1
Disc	0.21%	1
ChangeMaster	0.21%	1
ab-initio	0.21%	1
Total Respondents: 474		

Q4 What ERP package are you using?

Answered: 493 Skipped: 44





(Innovative)
Infor PRISM
(Old version)
SEA (Software
Engineering ...
Netsmart
(Essentia)
Datasys (Vela)
HCS, Inc.
QS
BOSS
HBOC
AgVantage
I-Make
First Options
Intacct
GENIUS
StoneRiver SIS
NCR Power
Enterprise
Solteq Plc
Sme.UP
LogiMax
Compiere
JDA MMS



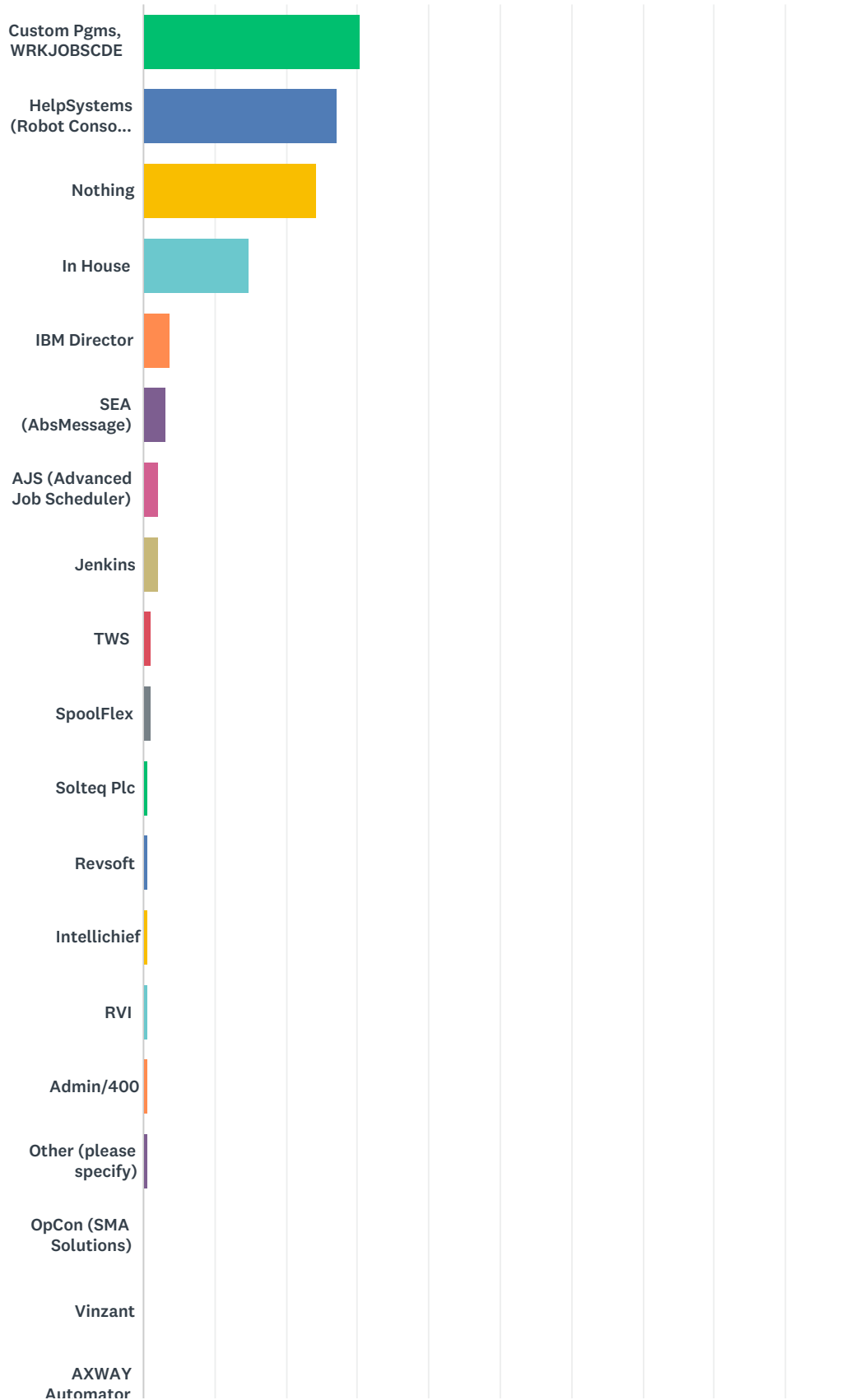
ANSWER CHOICES	RESPONSES	
In-House	32.86%	162
None, Not Applicable	15.21%	75
Infor LX, BPCS	7.71%	38
Infor XA, Mapics	7.30%	36
Oracle JDE World	5.68%	28
Oracle JDE EnterpriseOne	4.67%	23
SAP	4.26%	21
Infor Infinium	3.45%	17
Infor System 21, JBA	3.25%	16
IBM	3.04%	15
Legacy	2.84%	14
Infor M3, Movex	2.43%	12
Infor PRMS (Old version)	2.03%	10
Oracle JDE	1.83%	9
VAI (S2K)	1.62%	8
Infor Lawson (Old version)	1.42%	7
Midas	1.42%	7
Island Pacific	1.22%	6
Other (please specify)	1.22%	6
Friedman Frontier	1.01%	5
Infor A+ (Distribution)	1.01%	5
Harris Data	1.01%	5
Infor Mac-Pac	0.81%	4
Cerner Medseries4	0.81%	4
Varsity	0.81%	4
Infor LN, BaaN	0.61%	3
Metalware	0.61%	3
Medhost (Medhost/HMS)	0.61%	3
Olympic	0.61%	3
Innovative ICC	0.61%	3
Epicor CMS	0.61%	3
Data 3	0.61%	3
Iptor	0.61%	3

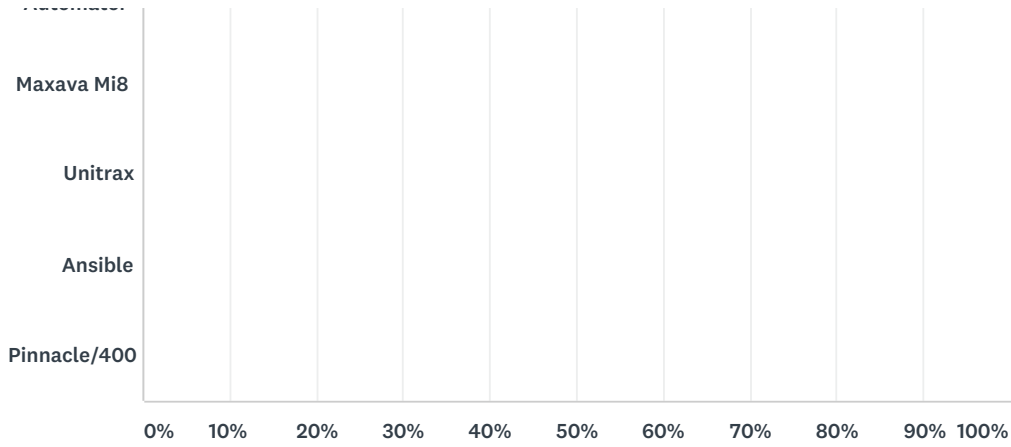
RX Claim	0.61%	3
ASI	0.41%	2
Dealer Business System (Accenture)	0.41%	2
ASW	0.41%	2
DPS	0.41%	2
Assist Cornerstone	0.41%	2
TMW (Innovative)	0.41%	2
Infor PRISM (Old version)	0.41%	2
SEA (Software Engineering of America)	0.41%	2
Netsmart (Essentia)	0.20%	1
Datasys (Vela)	0.20%	1
HCS, Inc.	0.20%	1
QS	0.20%	1
BOSS	0.20%	1
HBOC	0.20%	1
AgVantage	0.20%	1
I-Make	0.20%	1
First Options	0.20%	1
Intacct	0.20%	1
GENIUS	0.20%	1
StoneRiver SIS	0.20%	1
NCR Power Enterprise	0.20%	1
Solteq Plc	0.20%	1
Sme.UP	0.20%	1
LogiMax	0.20%	1
Compiere	0.20%	1
JDA MMS	0.20%	1
Mersy	0.20%	1
NOW (Datatex)	0.20%	1
CAMS	0.20%	1
Netsuite (SaaS)	0.20%	1
DMAS	0.20%	1
Citisoft	0.20%	1
eCMS (CGC)	0.20%	1
RMS	0.20%	1

MaddenCo	0.20%	1
FIS	0.20%	1
Superion	0.20%	1
PowerMHS	0.20%	1
ITMAS	0.20%	1
Microsoft Dynamics	0.20%	1
Nulogx TMS	0.20%	1
RCManager	0.20%	1
IFS (Industrial Financial Systems)	0.20%	1
Datatex (TIM)	0.20%	1
ab-initio	0.20%	1
Vela	0.20%	1
Total Respondents: 493		

Q5 What do you use for system automation?

Answered: 372 Skipped: 165

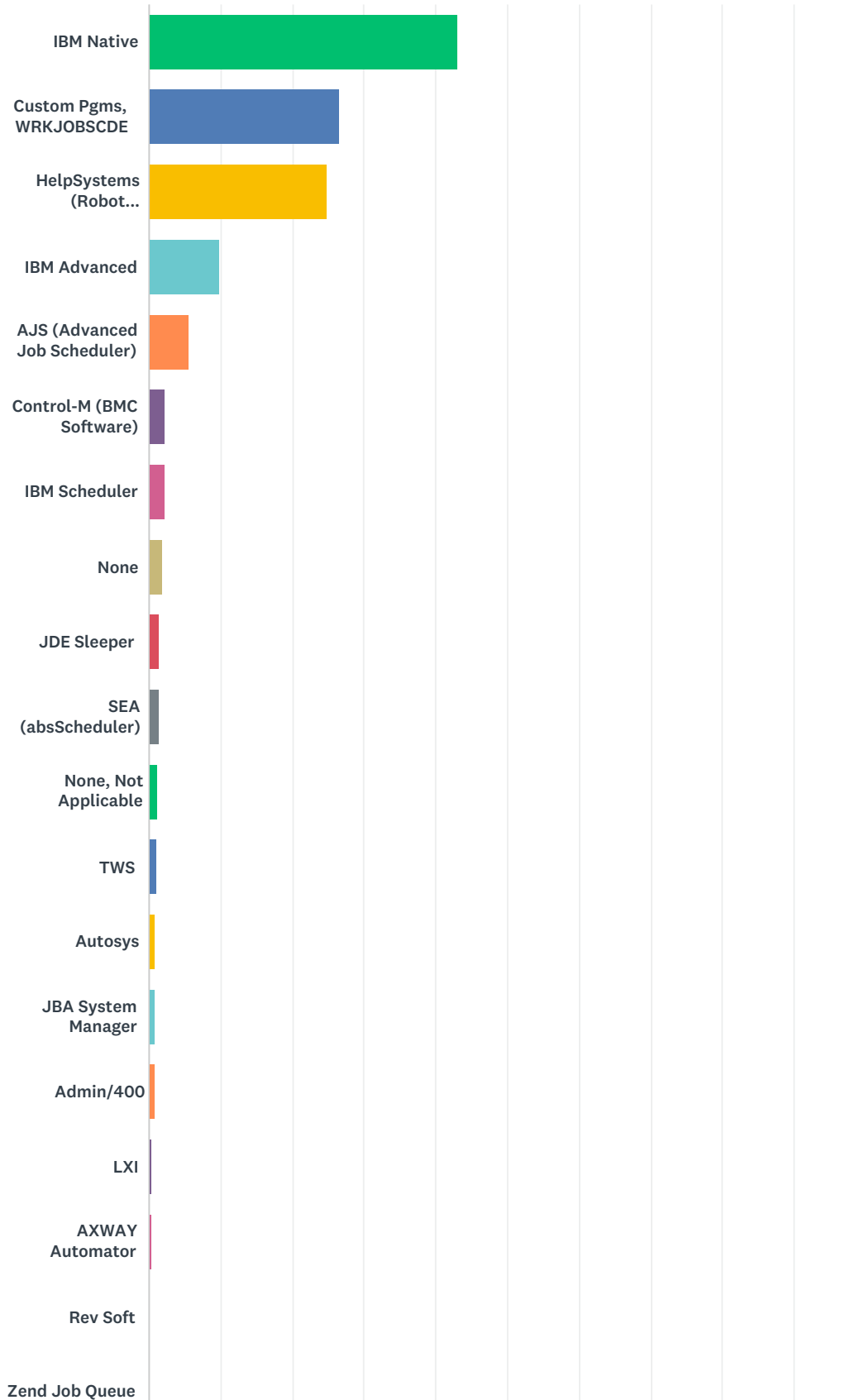


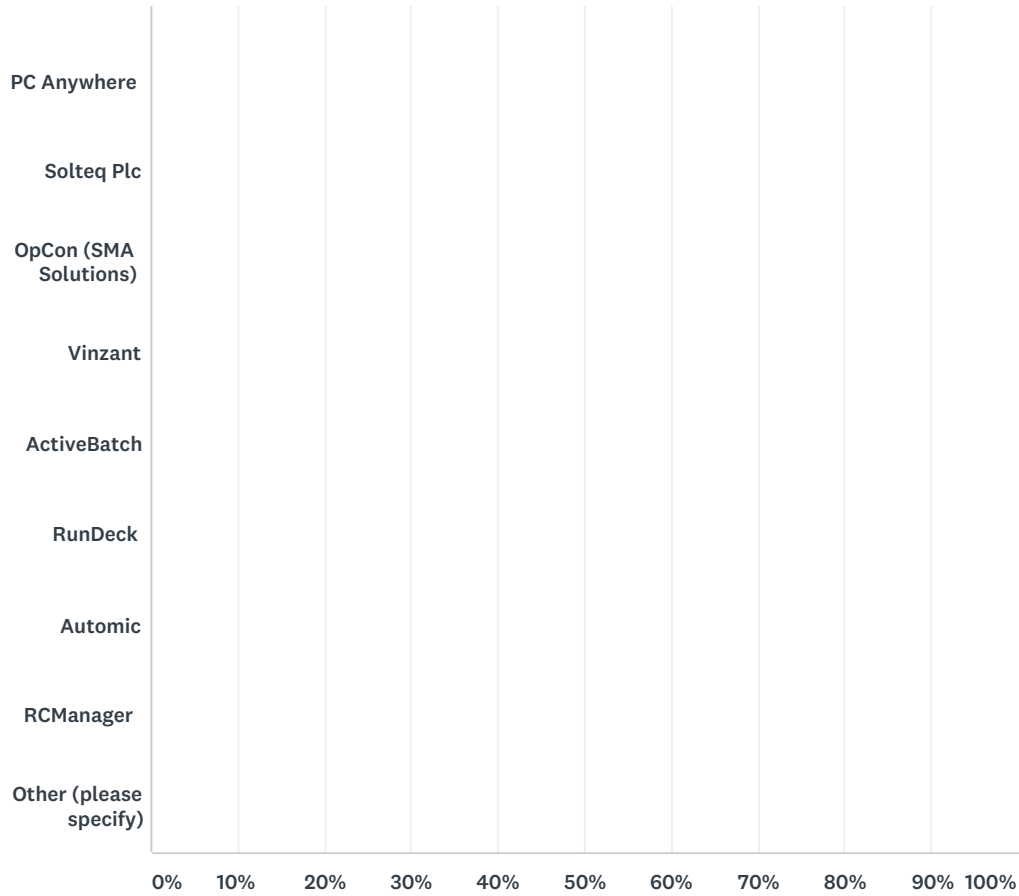


ANSWER CHOICES	RESPONSES	
Custom Pgms, WRKJOBSCDE	30.38%	113
HelpSystems (Robot Console, Halcyon, Skybot AutoMATE)	27.15%	101
Nothing	24.19%	90
In House	14.78%	55
IBM Director	3.76%	14
SEA (AbsMessage)	3.23%	12
AJS (Advanced Job Scheduler)	2.15%	8
Jenkins	2.15%	8
TWS	1.08%	4
SpoolFlex	1.08%	4
Solteq Plc	0.54%	2
Revsoft	0.54%	2
Intellichief	0.54%	2
RVI	0.54%	2
Admin/400	0.54%	2
Other (please specify)	0.54%	2
OpCon (SMA Solutions)	0.27%	1
Vinzant	0.27%	1
AXWAY Automator	0.27%	1
Maxava Mi8	0.27%	1
Unitrax	0.27%	1
Ansible	0.27%	1
Pinnacle/400	0.00%	0
Total Respondents: 372		

Q6 What do you use for job scheduling?

Answered: 383 Skipped: 154



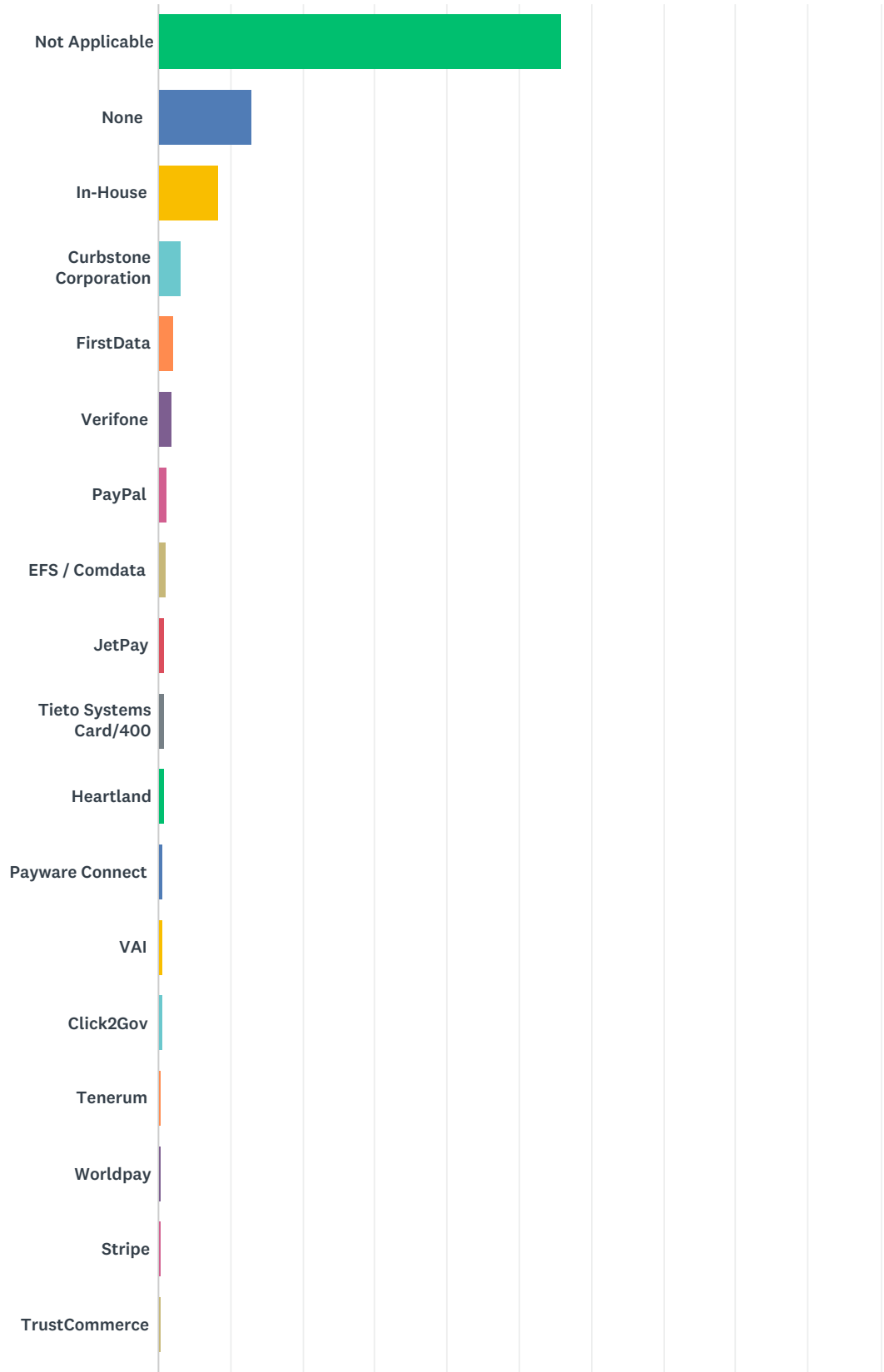


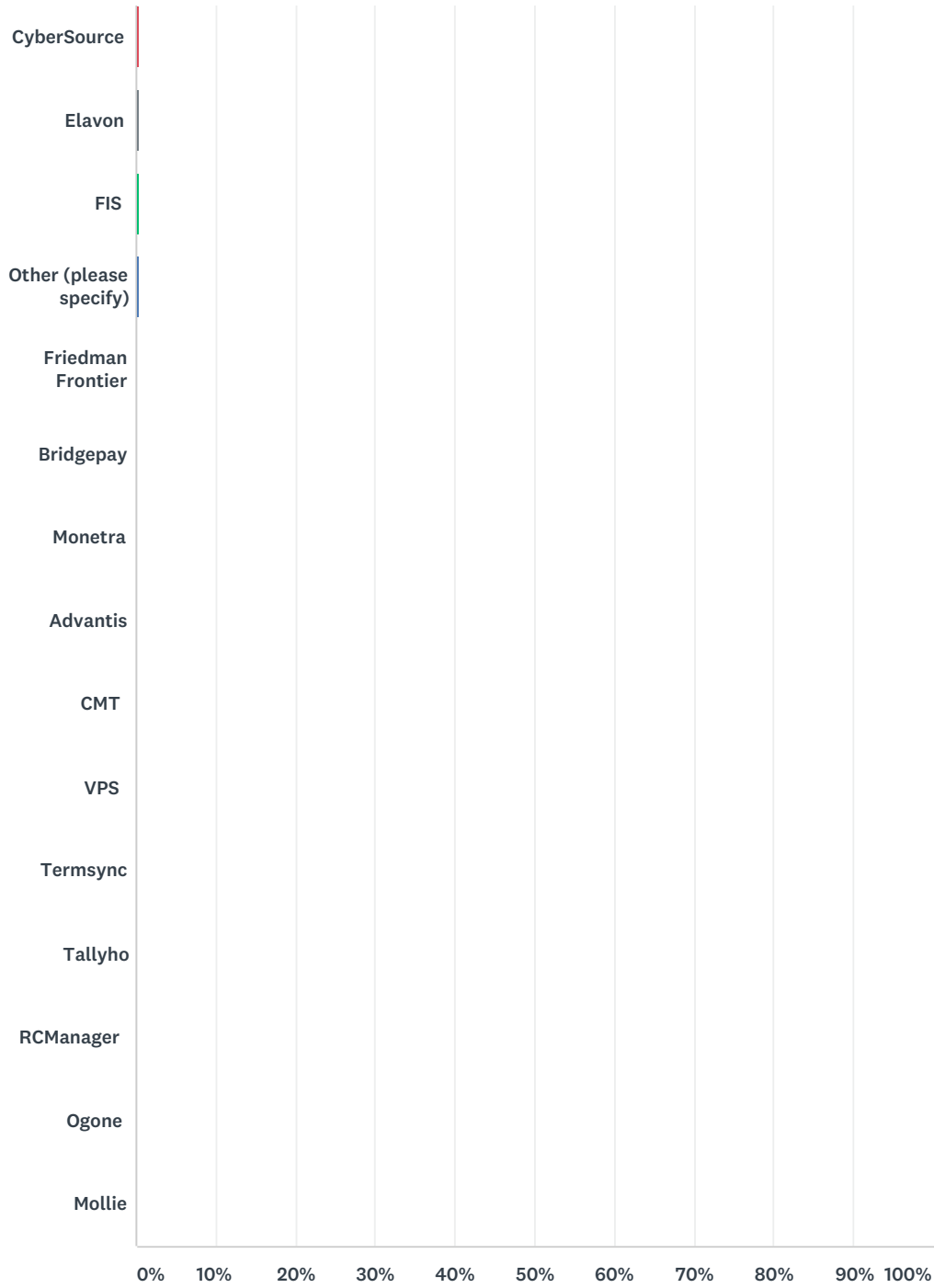
ANSWER CHOICES	RESPONSES	
IBM Native	43.08%	165
Custom Pgms, WRKJOBSCDE	26.63%	102
HelpSystems (Robot Scheduler, Halcyon, Skybot AutoMATE)	24.80%	95
IBM Advanced	9.92%	38
AJS (Advanced Job Scheduler)	5.74%	22
Control-M (BMC Software)	2.35%	9
IBM Scheduler	2.35%	9
None	1.83%	7
JDE Sleeper	1.57%	6
SEA (absScheduler)	1.57%	6
None, Not Applicable	1.31%	5
TWS	1.04%	4
Autosys	0.78%	3
JBA System Manager	0.78%	3
Admin/400	0.78%	3
LXI	0.52%	2

AXWAY Automator	0.52%	2
Rev Soft	0.26%	1
Zend Job Queue	0.26%	1
PC Anywhere	0.26%	1
Solteq Plc	0.26%	1
OpCon (SMA Solutions)	0.26%	1
Vinzant	0.26%	1
ActiveBatch	0.26%	1
RunDeck	0.26%	1
Automic	0.26%	1
RCManager	0.26%	1
Other (please specify)	0.26%	1
Total Respondents: 383		

Q7 What native IBM 'i'- based software or SaaS provides you with credit card processing?

Answered: 443 Skipped: 94



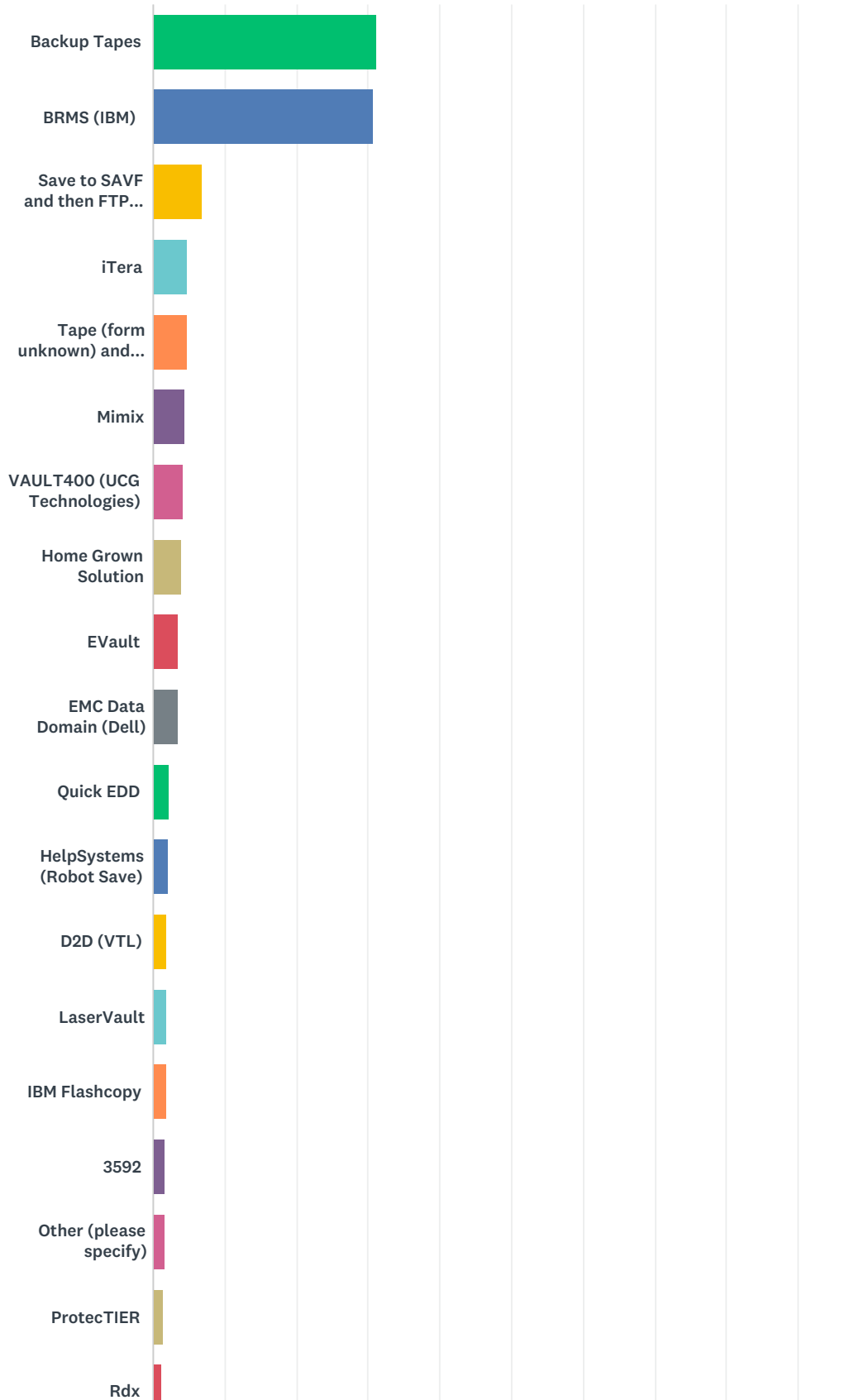


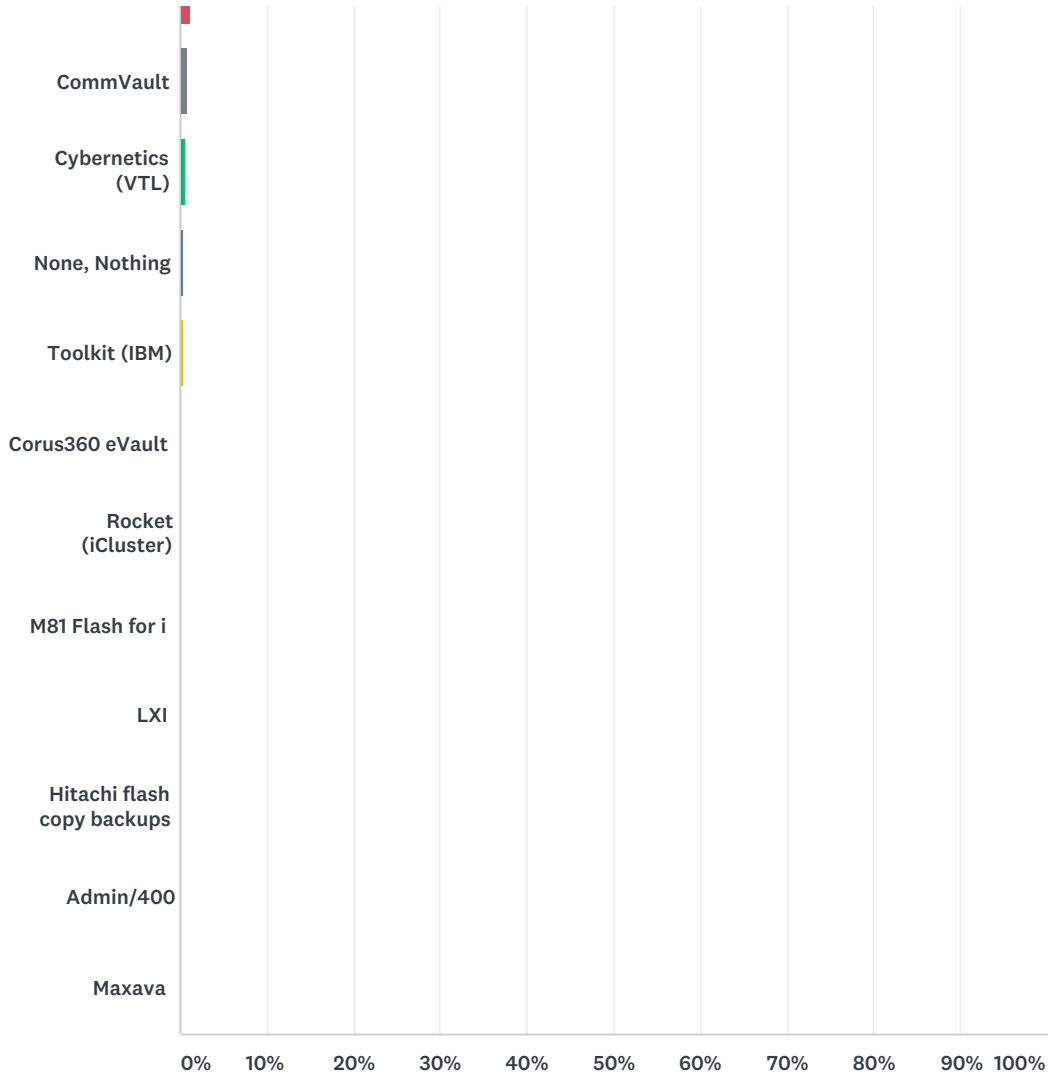
ANSWER CHOICES	RESPONSES	
Not Applicable	55.76%	247
None	12.87%	57
In-House	8.35%	37
Curbstone Corporation	3.16%	14
FirstData	2.03%	9
Verifone	1.81%	8

PayPal	1.35%	6
EFS / Comdata	1.13%	5
JetPay	0.90%	4
Tieto Systems Card/400	0.90%	4
Heartland	0.90%	4
Payware Connect	0.68%	3
VAI	0.68%	3
Click2Gov	0.68%	3
Tenerum	0.45%	2
Worldpay	0.45%	2
Stripe	0.45%	2
TrustCommerce	0.45%	2
CyberSource	0.45%	2
Elavon	0.45%	2
FIS	0.45%	2
Other (please specify)	0.45%	2
Friedman Frontier	0.23%	1
Bridgepay	0.23%	1
Monetra	0.23%	1
Advantis	0.23%	1
CMT	0.23%	1
VPS	0.23%	1
Termsync	0.23%	1
Tallyho	0.23%	1
RCManager	0.23%	1
Ogone	0.00%	0
Mollie	0.00%	0
Total Respondents: 443		

Q8 What do you utilize for IBM i backups?

Answered: 429 Skipped: 108



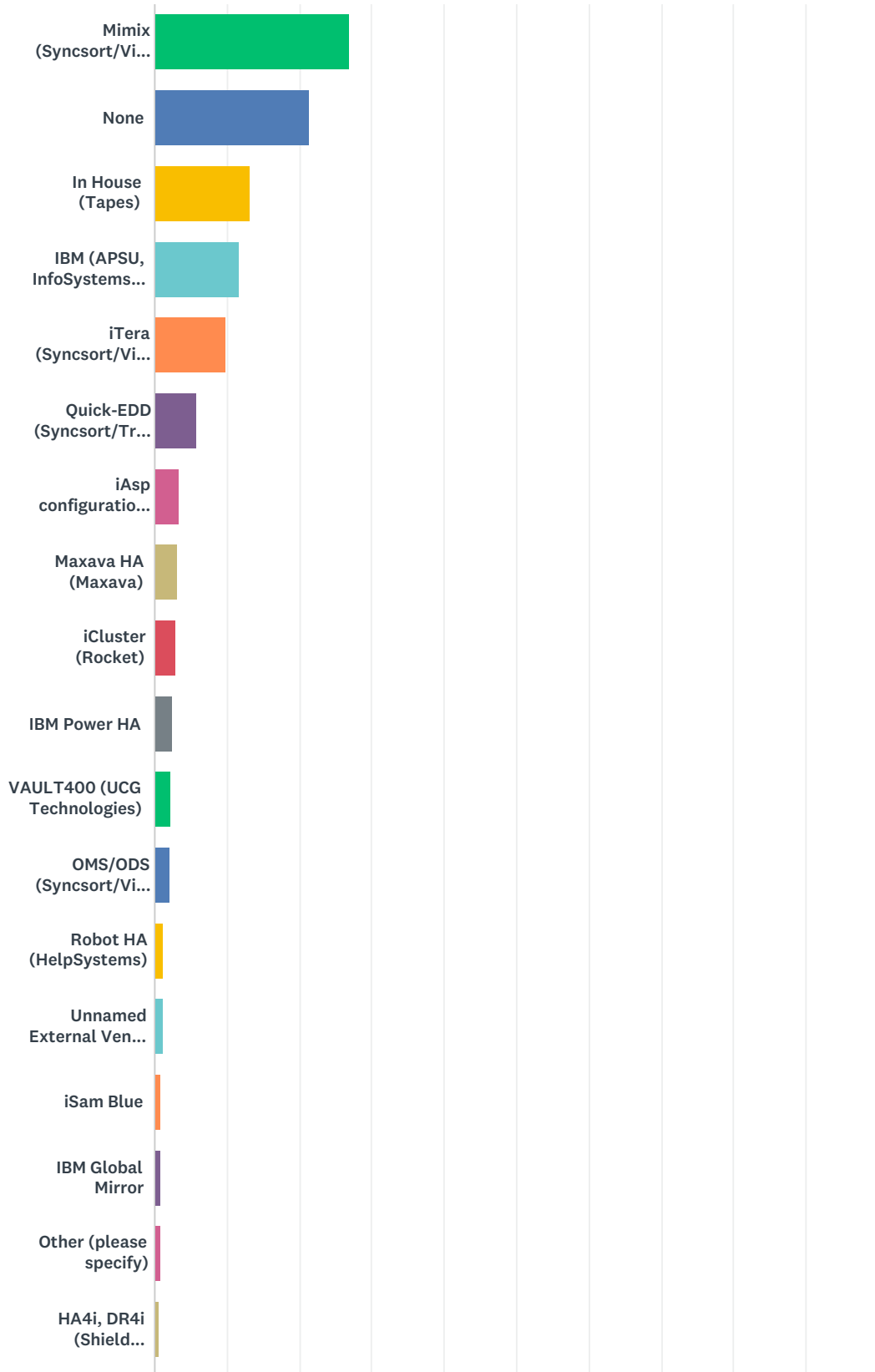


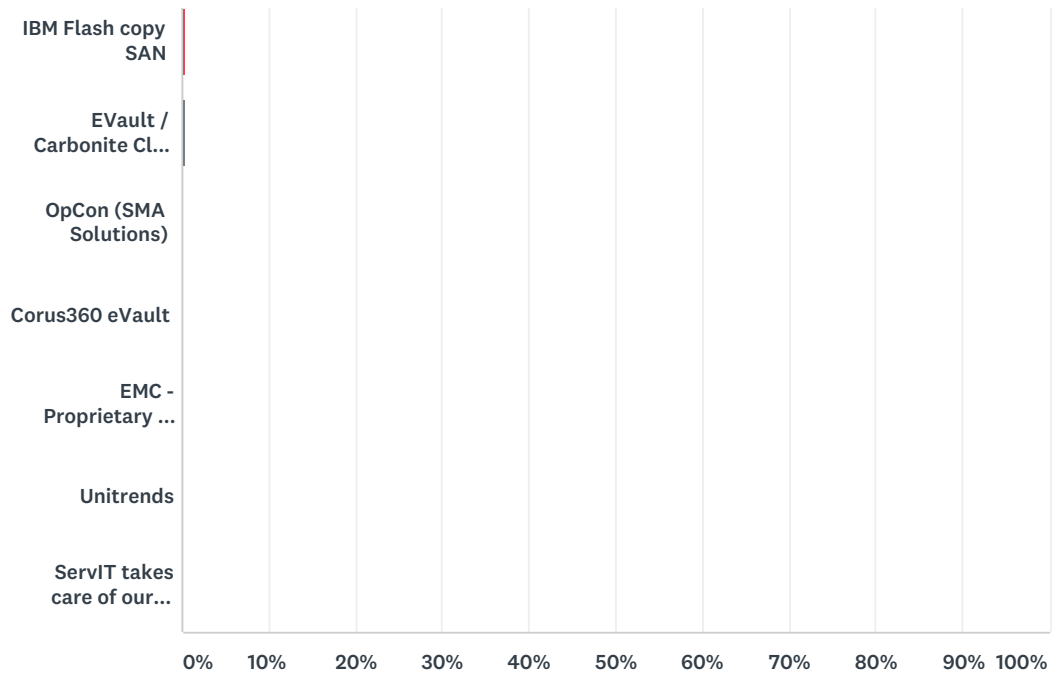
ANSWER CHOICES	RESPONSES	
Backup Tapes	31.24%	134
BRMS (IBM)	30.77%	132
Save to SAVF and then FTP to another location	6.99%	30
iTera	4.90%	21
Tape (form unknown) and/or FTP	4.90%	21
Mimix	4.43%	19
VAULT400 (UCG Technologies)	4.20%	18
Home Grown Solution	3.96%	17
EVault	3.50%	15
EMC Data Domain (Dell)	3.50%	15
Quick EDD	2.33%	10
HelpSystems (Robot Save)	2.10%	9

D2D (VTL)	1.86%	8
LaserVault	1.86%	8
IBM Flashcopy	1.86%	8
3592	1.63%	7
Other (please specify)	1.63%	7
ProtectTIER	1.40%	6
Rdx	1.17%	5
CommVault	0.93%	4
Cybernetics (VTL)	0.70%	3
None, Nothing	0.47%	2
Toolkit (IBM)	0.47%	2
Corus360 eVault	0.23%	1
Rocket (iCluster)	0.23%	1
M81 Flash for i	0.23%	1
LXI	0.23%	1
Hitachi flash copy backups	0.23%	1
Admin/400	0.23%	1
Maxava	0.23%	1
Total Respondents: 429		

Q9 Which product do you use for high availability and disaster recovery (HA/DR)?

Answered: 446 Skipped: 91



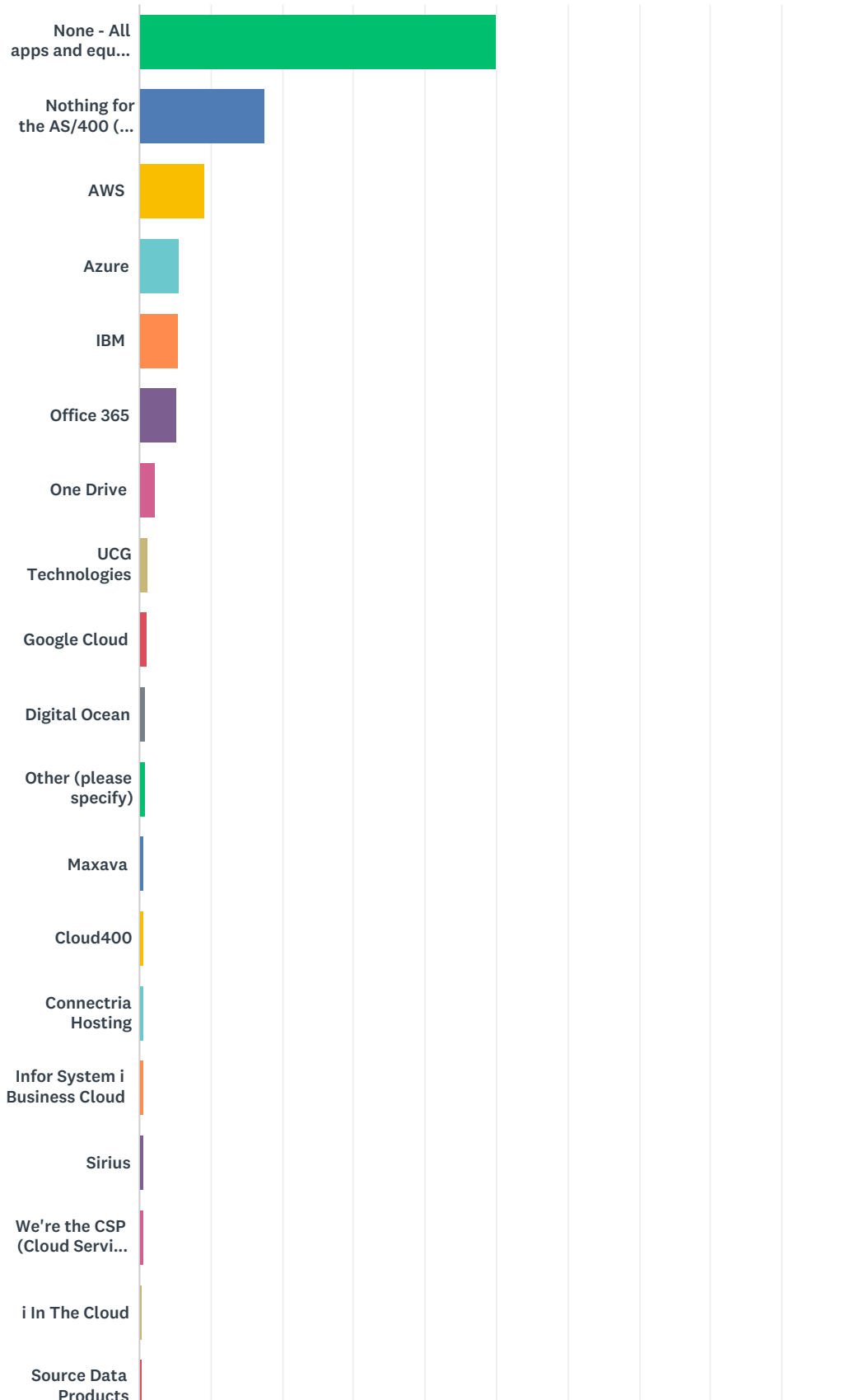


ANSWER CHOICES	RESPONSES	
Mimix (Syncsort/Vision Solutions)	26.91%	120
None	21.30%	95
In House (Tapes)	13.23%	59
IBM (APSU, InfoSystems HA/DR)	11.66%	52
iTera (Syncsort/Vision Solutions)	9.87%	44
Quick-EDD (Syncsort/Traders)	5.83%	26
iAsp configuration, disk to disk replication	3.36%	15
Maxava HA (Maxava)	3.14%	14
iCluster (Rocket)	2.91%	13
IBM Power HA	2.47%	11
VAULT400 (UCG Technologies)	2.24%	10
OMS/ODS (Syncsort/Vision)	2.02%	9
Robot HA (HelpSystems)	1.35%	6
Unnamed External Vendor Service or Cloud Vendor	1.35%	6
iSam Blue	0.90%	4
IBM Global Mirror	0.90%	4
Other (please specify)	0.90%	4
HA4i, DR4i (Shield Advanced Solutions)	0.67%	3
IBM Flash copy SAN	0.45%	2
EVault / Carbonite Cloud Disaster Recovery Service	0.45%	2

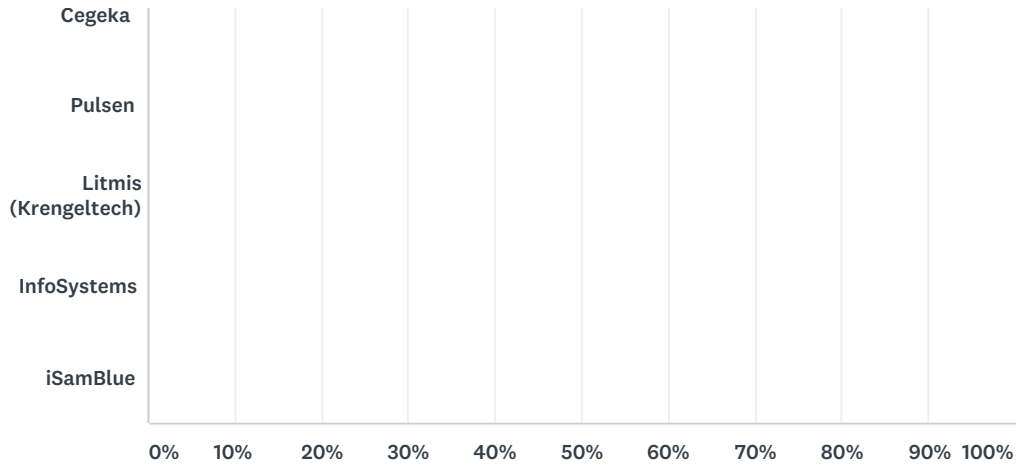
OpCon (SMA Solutions)	0.22%	1
Corus360 eVault	0.22%	1
EMC - Proprietary bit for bit copy	0.22%	1
Unitrends	0.22%	1
ServIT takes care of our Disaster Recovery needs	0.22%	1
Total Respondents: 446		

Q10 What cloud hosting company do you use?

Answered: 442 Skipped: 95



Company	Relative Frequency (approximate)
Kaita Finland	0.05
ServIT	0.05
RackSpace	0.05
Oxford Networks	0.05
Contegix (formerly DSS)	0.05
Etel	0.05
KS2 Mid Range Canada	0.05
Axians	0.05
Focal Point Solutions Group	0.05
FNTS	0.05
ITS Integra	0.05
DataStorage Corp	0.05
Green Cloud	0.05
GCI	0.05
RZKH	0.05
Syntax	0.05
CSM	0.05
BDK Inc.	0.05
LiquidWeb	0.05
CMA	0.05

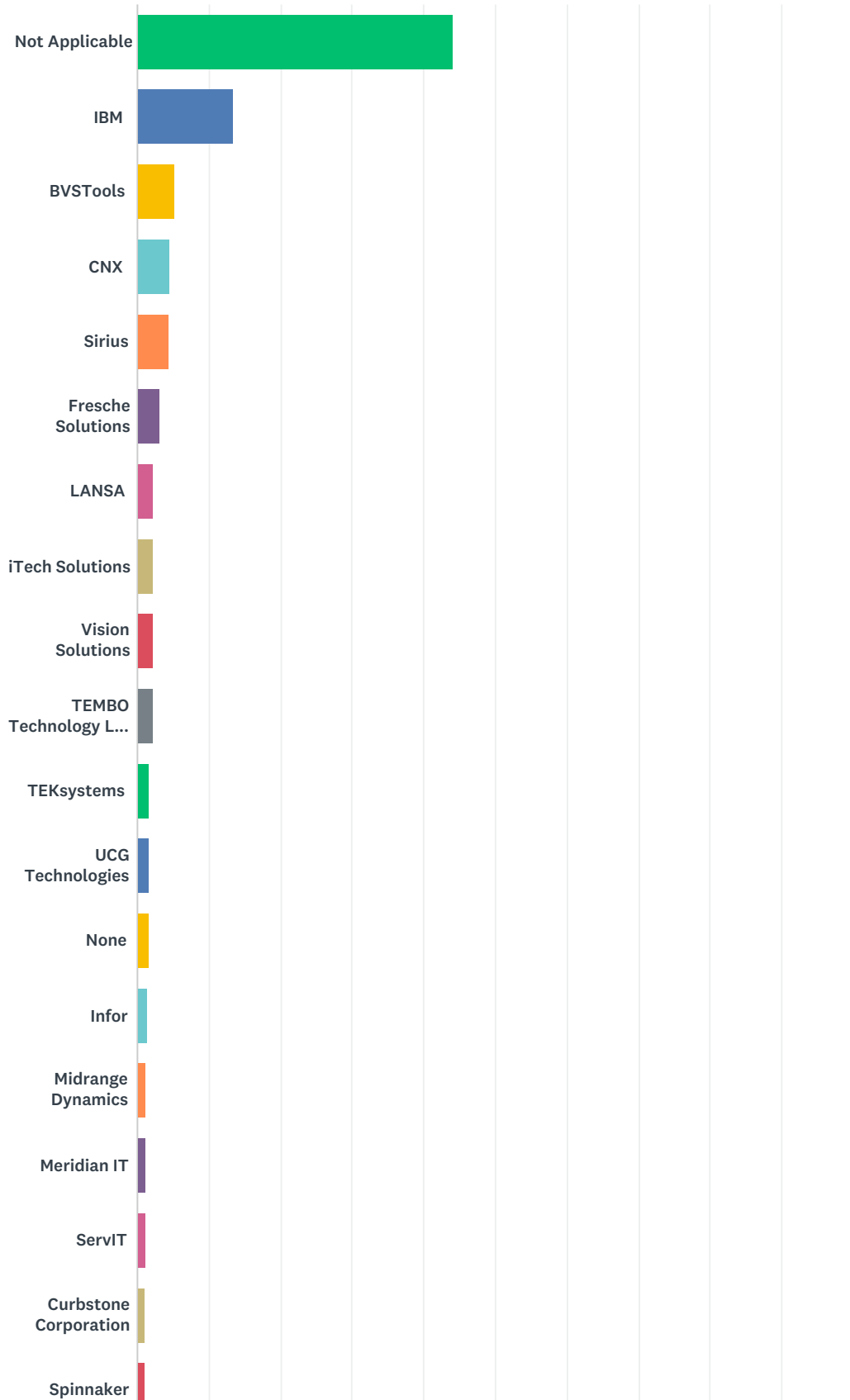


ANSWER CHOICES	RESPONSES	
None - All apps and equip on premise	50.00%	221
Nothing for the AS/400 (IBM i, iSeries)	17.65%	78
AWS	9.28%	41
Azure	5.66%	25
IBM	5.43%	24
Office 365	5.20%	23
One Drive	2.26%	10
UCG Technologies	1.36%	6
Google Cloud	1.13%	5
Digital Ocean	0.90%	4
Other (please specify)	0.90%	4
Maxava	0.68%	3
Cloud400	0.68%	3
Connectria Hosting	0.68%	3
Infor System i Business Cloud	0.68%	3
Sirius	0.68%	3
We're the CSP (Cloud Service Provider)	0.68%	3
i In The Cloud	0.45%	2
Source Data Products	0.45%	2
Kaita Finland	0.45%	2
ServIT	0.45%	2
RackSpace	0.45%	2
Oxford Networks	0.23%	1
Contegix (formerly DSS)	0.23%	1

Etel	0.23%	1
KS2 Mid Range Canada	0.23%	1
Axians	0.23%	1
Focal Point Solutions Group	0.23%	1
FNTS	0.23%	1
ITS Integra	0.23%	1
DataStorage Corp	0.23%	1
Green Cloud	0.23%	1
GCI	0.23%	1
RZKH	0.23%	1
Syntax	0.23%	1
CSM	0.23%	1
BDK Inc.	0.23%	1
LiquidWeb	0.23%	1
CMA	0.23%	1
Cegeka	0.23%	1
Pulsen	0.23%	1
Litmis (Krengeltech)	0.23%	1
InfoSystems	0.00%	0
iSamBlue	0.00%	0
Total Respondents: 442		

Q11 What consulting company have you been the most satisfied with?

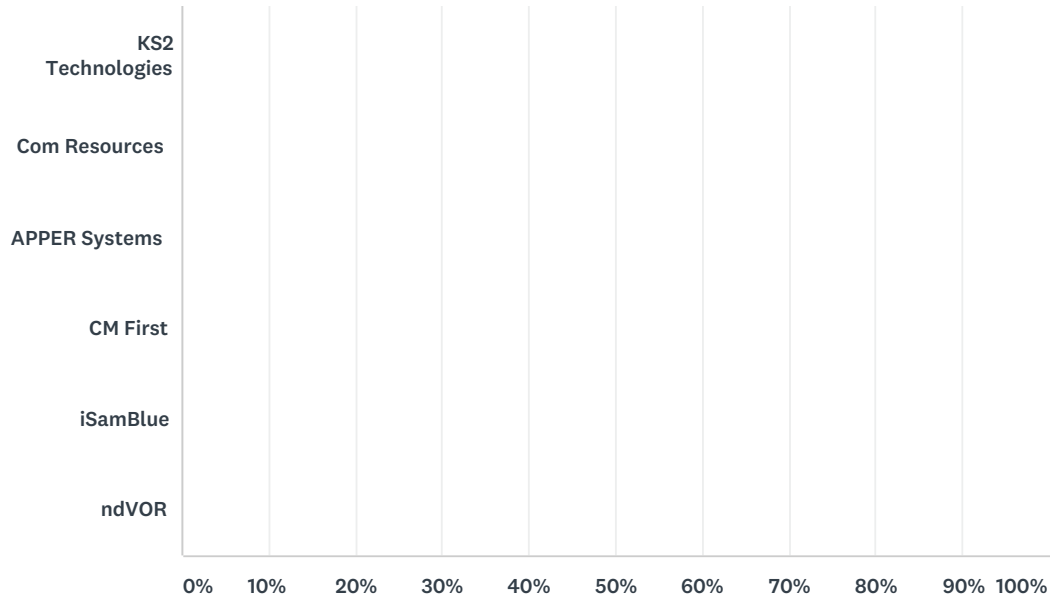
Answered: 404 Skipped: 133





Technologies										
VAI										
Mainline										
CSI Ltd										
Primur Systems & Resources										
Other (please specify)										
iAge Solutions										
Contreras Technologies...										
M.A.P. Technology...										
Legacy Systems										
Syllogistic										
Klik IT										
HTC Global Services										
Ework Group (ework.no)										
TSG										
ITS										
Computer Merchants										
Manifest Technologies...										
Dimension Data										
Collabera										
APEX Systems										

TecaData									
MODIS									
Tamalpais Group, Inc.									
A&H Associates									
Systems Services, Inc.									
Essex Tech									
CD-Invest									
Innovative Systems									
Resilience Asia Pacific									
New Generation Software (NGS)									
Gamma Software Inc.									
Paragon Consulting									
Cegeka									
DataNational									
System Advisory...									
Team Computing Australia									
Mk									
Redstone Technologies									
NTT DATA									
MSD Information...									
System Method									



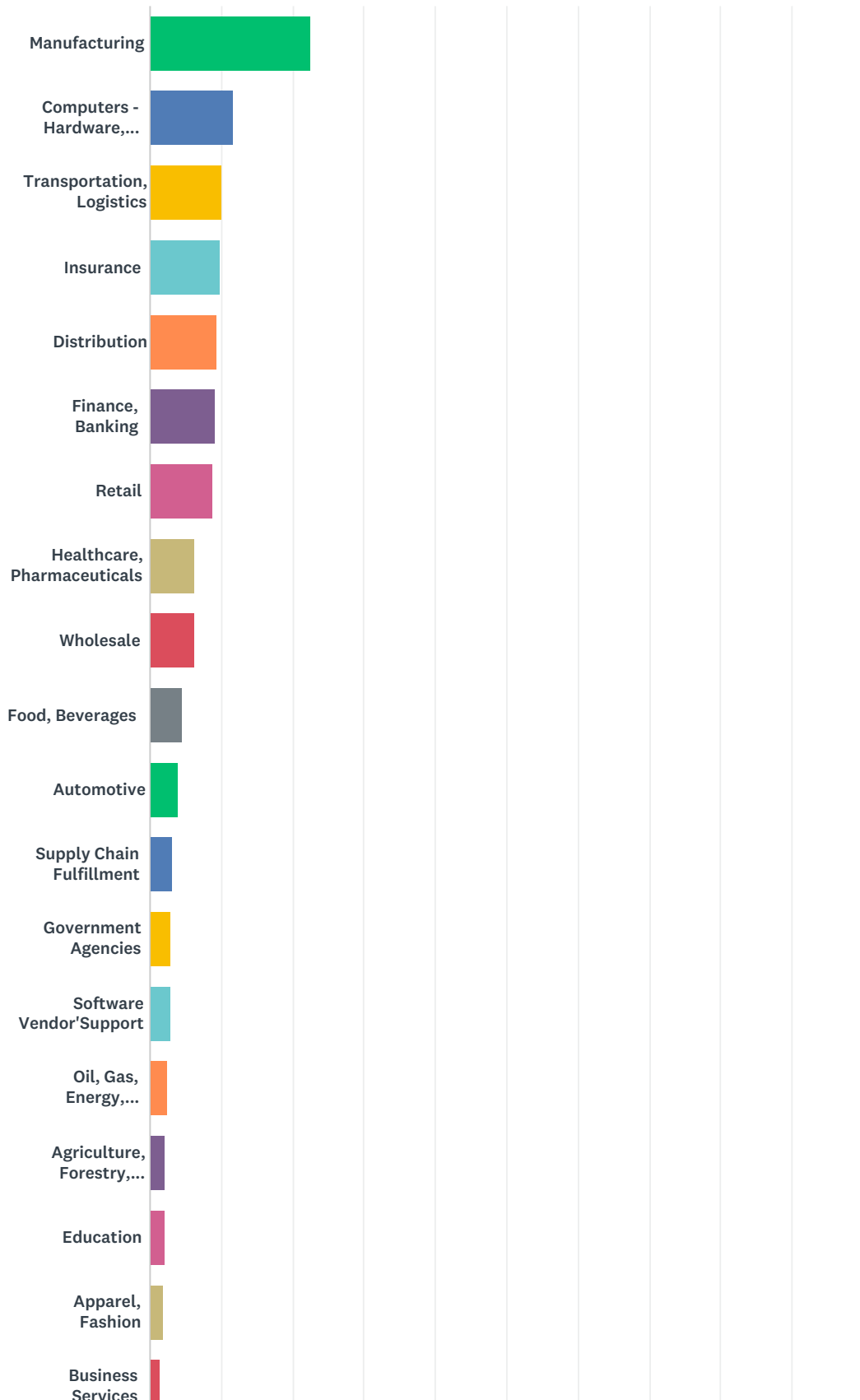
ANSWER CHOICES	RESPONSES	
Not Applicable	44.06%	178
IBM	13.37%	54
BVSTools	5.20%	21
CNX	4.70%	19
Sirius	4.46%	18
Fresche Solutions	3.22%	13
LANSA	2.23%	9
iTech Solutions	2.23%	9
Vision Solutions	2.23%	9
TEMBO Technology Lab (Adsero Optima)	2.23%	9
TEKsystems	1.73%	7
UCG Technologies	1.73%	7
None	1.73%	7
Infor	1.49%	6
Midrange Dynamics	1.24%	5
Meridian IT	1.24%	5
ServIT	1.24%	5
Curbstone Corporation	0.99%	4
Spinnaker	0.99%	4
ISE	0.99%	4
KPMG	0.99%	4

Shield Advanced Solutions	0.74%	3
Maxava	0.74%	3
Tata Consulting Services	0.74%	3
Axians	0.74%	3
Trimin	0.74%	3
Varsity Logistics	0.74%	3
Agilysis	0.74%	3
Logicalis	0.74%	3
BCD	0.74%	3
Silveredge Consulting	0.74%	3
TCM	0.74%	3
AddOn Systems	0.50%	2
Weidenhammer Systems	0.50%	2
Tree Line Solutions	0.50%	2
Associated Computer Systems (ACS)	0.50%	2
Briteskies	0.50%	2
CMA	0.50%	2
SenecaGlobal	0.50%	2
TDK Technologies	0.50%	2
VAI	0.50%	2
Mainline	0.50%	2
CSI Ltd	0.50%	2
Primur Systems & Resources	0.50%	2
Other (please specify)	0.50%	2
iAge Solutions	0.25%	1
Contreras Technologies International	0.25%	1
M.A.P. Technology Solutions	0.25%	1
Legacy Systems	0.25%	1
Sylogistic	0.25%	1
Klik IT	0.25%	1
HTC Global Services	0.25%	1
Ework Group (ework.no)	0.25%	1
TSG	0.25%	1
ITS	0.25%	1
Computer Merchants	0.25%	1

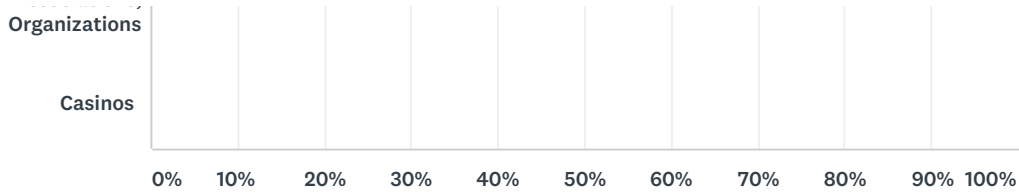
Manifest Technologies, Inc.	0.25%	1
Dimension Data	0.25%	1
Collabera	0.25%	1
APEX Systems	0.25%	1
TecaData	0.25%	1
MODIS	0.25%	1
Tamalpais Group, Inc.	0.25%	1
A&H Associates	0.25%	1
Systems Services, Inc.	0.25%	1
Essex Tech	0.25%	1
CD-Invest	0.25%	1
Innovative Systems	0.25%	1
Resilience Asia Pacific	0.25%	1
New Generation Software (NGS)	0.25%	1
Gamma Software Inc.	0.25%	1
Paragon Consulting	0.25%	1
Cegeka	0.25%	1
DataNational	0.25%	1
System Advisory Services (SAS IT) - NZ	0.25%	1
Team Computing Australia	0.25%	1
Mk	0.25%	1
Redstone Technologies	0.25%	1
NTT DATA	0.25%	1
MSD Information Technology	0.25%	1
System Method	0.25%	1
KS2 Technologies	0.25%	1
Com Resources	0.25%	1
APPER Systems	0.25%	1
CM First	0.25%	1
iSamBlue	0.25%	1
ndVOR	0.25%	1
Total Respondents: 404		

Q12 What industry is your company in?

Answered: 437 Skipped: 100







ANSWER CHOICES	RESPONSES	
Manufacturing	22.65%	99
Computers - Hardware, Software, Consulting, CSP	11.67%	51
Transportation, Logistics	10.07%	44
Insurance	9.84%	43
Distribution	9.38%	41
Finance, Banking	9.15%	40
Retail	8.70%	38
Healthcare, Pharmaceuticals	6.18%	27
Wholesale	6.18%	27
Food, Beverages	4.58%	20
Automotive	3.89%	17
Supply Chain Fulfillment	3.20%	14
Government Agencies	2.97%	13
Software Vendor Support	2.97%	13
Oil, Gas, Energy, Utilities	2.52%	11
Agriculture, Forestry, Mining	2.06%	9
Education	2.06%	9
Apparel, Fashion	1.83%	8
Business Services	1.37%	6
Arts, Entertainment, Recreation	1.14%	5
Construction	1.14%	5
Hospitality	1.14%	5
Printing, Publishing	1.14%	5
Warehousing	1.14%	5
Telecommunications	0.92%	4
Charity	0.69%	3
Real Estate	0.69%	3
Heavy Equipment Dealer (Caterpillar)	0.69%	3
Accounting, Legal	0.46%	2

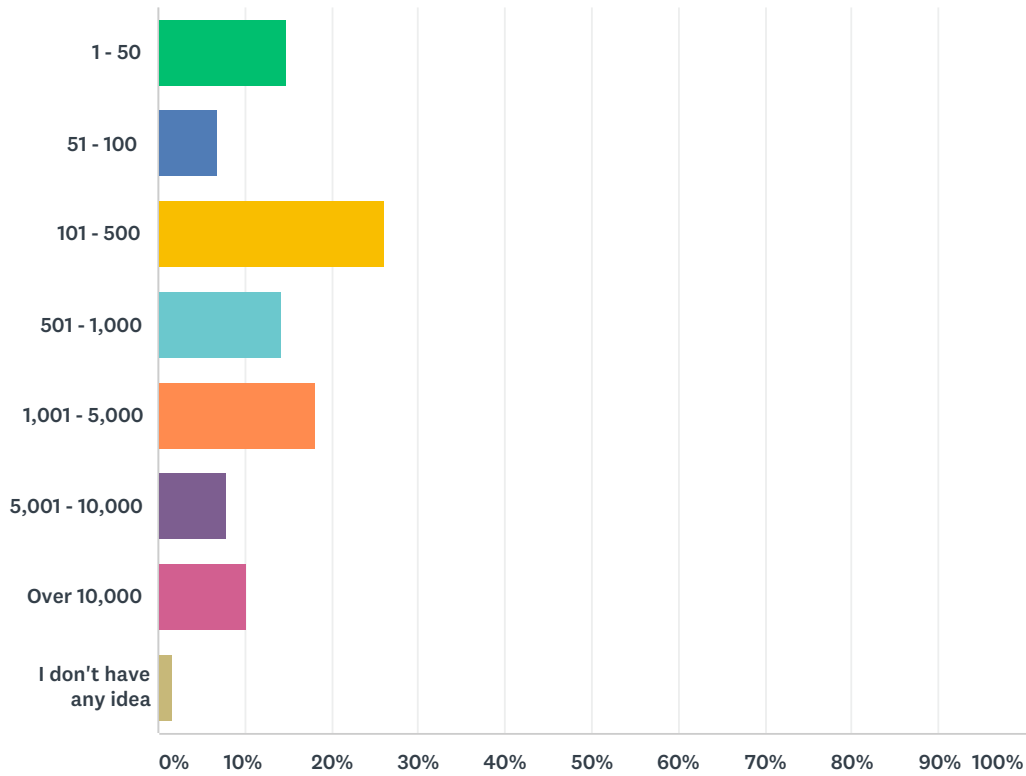
Fulfillment, Marketing Services	0.46%	2
Staffing	0.46%	2
Chemicals	0.46%	2
Other (please specify)	0.46%	2
Packaging	0.23%	1
Property Management	0.23%	1
Restaurant	0.23%	1
Vegetation Management	0.23%	1
Copyright Management	0.23%	1
Aviation	0.00%	0
Associations, Organizations	0.00%	0
Casinos	0.00%	0
Total Respondents: 437		

Q13 What is the name of your company? (Confidential and Optional)

Answered: 537 Skipped: 0

Q14 How many employees does your company have (roughly)?

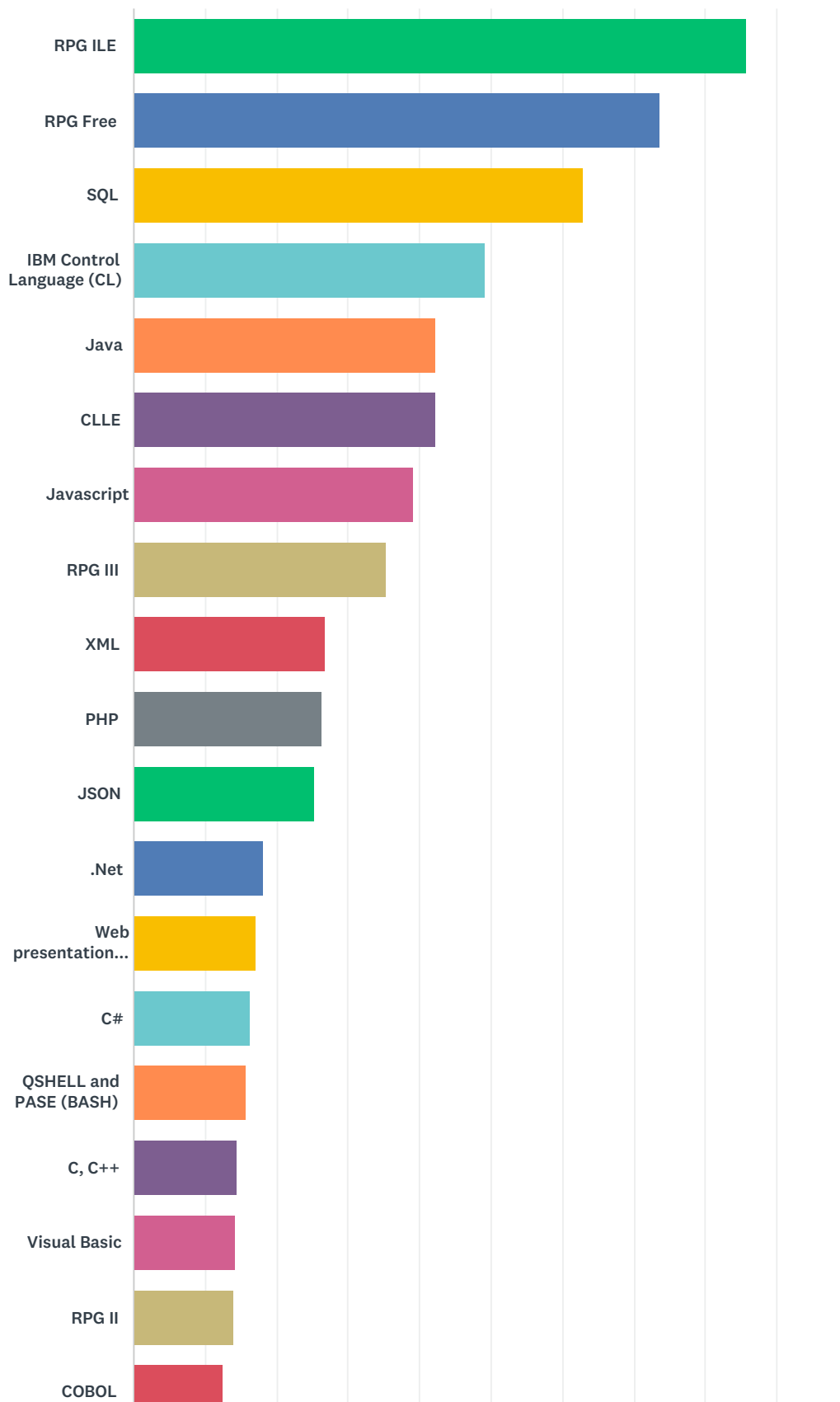
Answered: 176 Skipped: 361

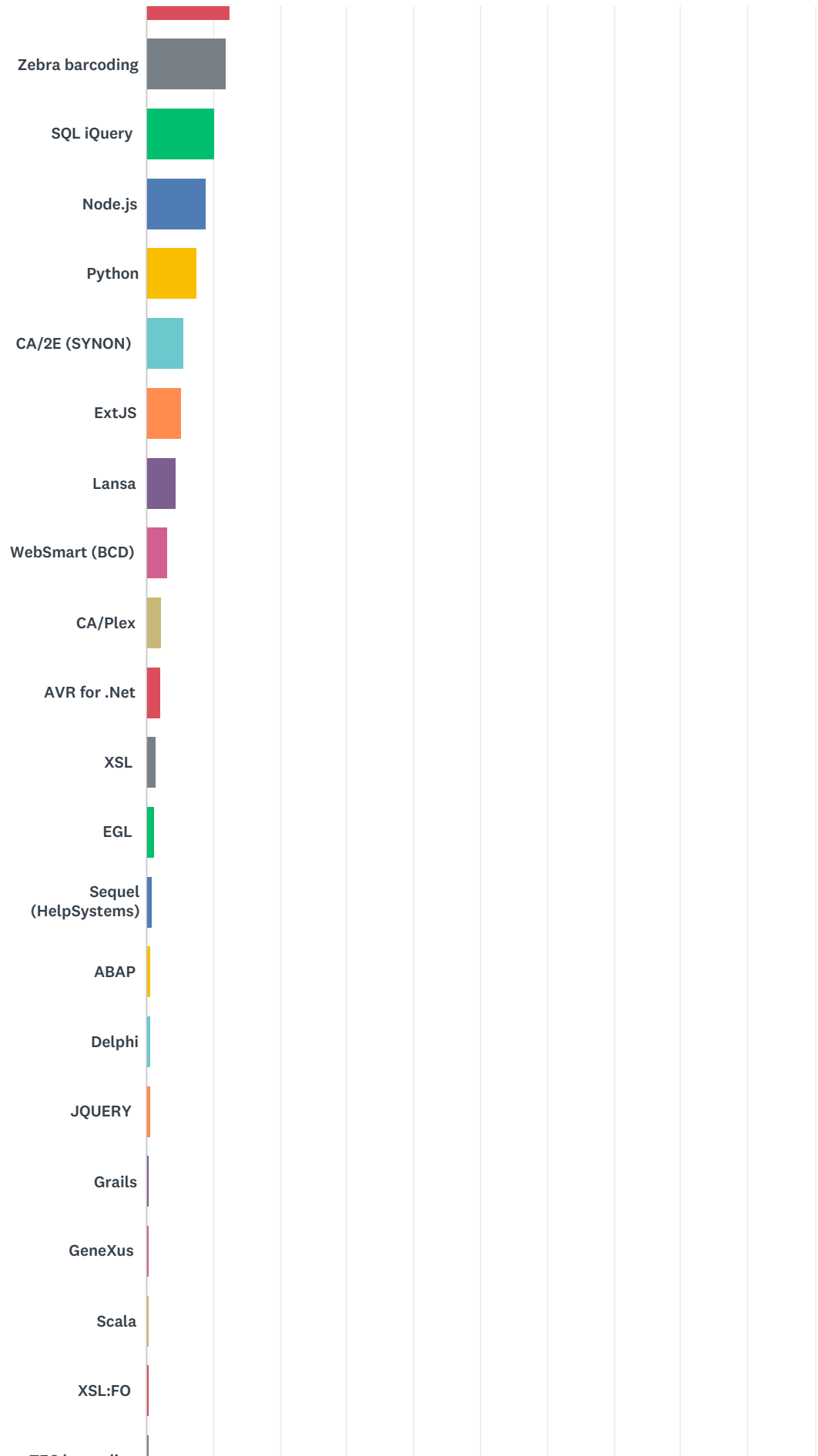


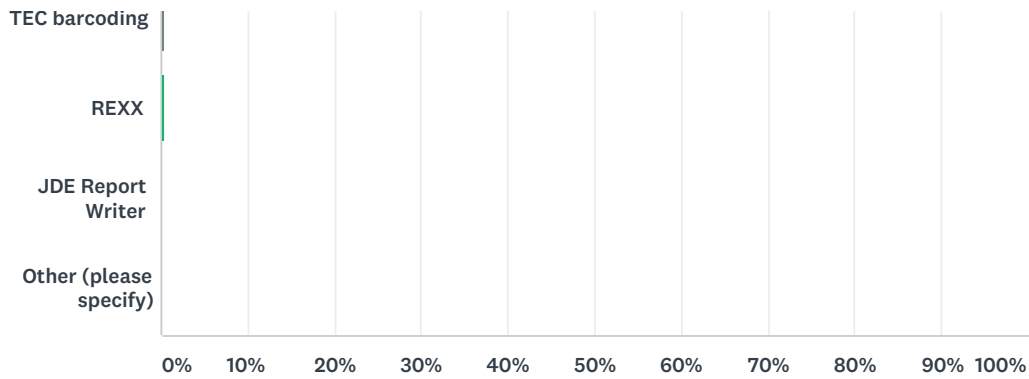
ANSWER CHOICES	RESPONSES	
1 - 50	14.77%	26
51 - 100	6.82%	12
101 - 500	26.14%	46
501 - 1,000	14.20%	25
1,001 - 5,000	18.18%	32
5,001 - 10,000	7.95%	14
Over 10,000	10.23%	18
I don't have any idea	1.70%	3
TOTAL		176

Q15 What programming languages are being used in your IT Dept?

Answered: 514 Skipped: 23





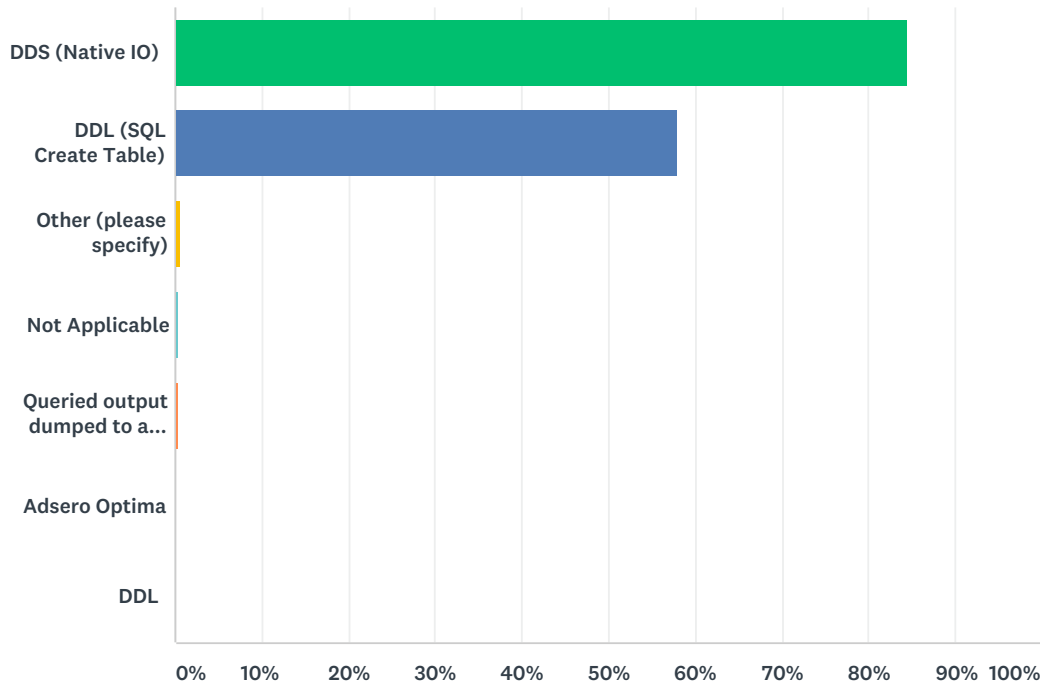


ANSWER CHOICES	RESPONSES	
RPG ILE	85.80%	441
RPG Free	73.54%	378
SQL	63.04%	324
IBM Control Language (CL)	49.22%	253
Java	42.22%	217
CLLE	42.22%	217
Javascript	39.11%	201
RPG III	35.41%	182
XML	26.85%	138
PHP	26.26%	135
JSON	25.29%	130
.Net	18.29%	94
Web presentation languages (HTML5, CCS3)	17.12%	88
C#	16.34%	84
QSHELL and PASE (BASH)	15.76%	81
C, C++	14.40%	74
Visual Basic	14.20%	73
RPG II	14.01%	72
COBOL	12.65%	65
Zebra barcoding	11.87%	61
SQL iQuery	10.31%	53
Node.js	8.95%	46
Python	7.59%	39
CA/2E (SYNON)	5.64%	29
ExtJS	5.25%	27
Lansa	4.47%	23

WebSmart (BCD)	3.11%	16
CA/Plex	2.33%	12
AVR for .Net	2.14%	11
XSL	1.36%	7
EGL	1.17%	6
Sequel (HelpSystems)	0.78%	4
ABAP	0.58%	3
Delphi	0.58%	3
JQUERY	0.58%	3
Grails	0.39%	2
GeneXus	0.39%	2
Scala	0.39%	2
XSL:FO	0.39%	2
TEC barcoding	0.39%	2
REXX	0.39%	2
JDE Report Writer	0.19%	1
Other (please specify)	0.19%	1
Total Respondents: 514		

Q16 What is the main method you use to create files/tables?

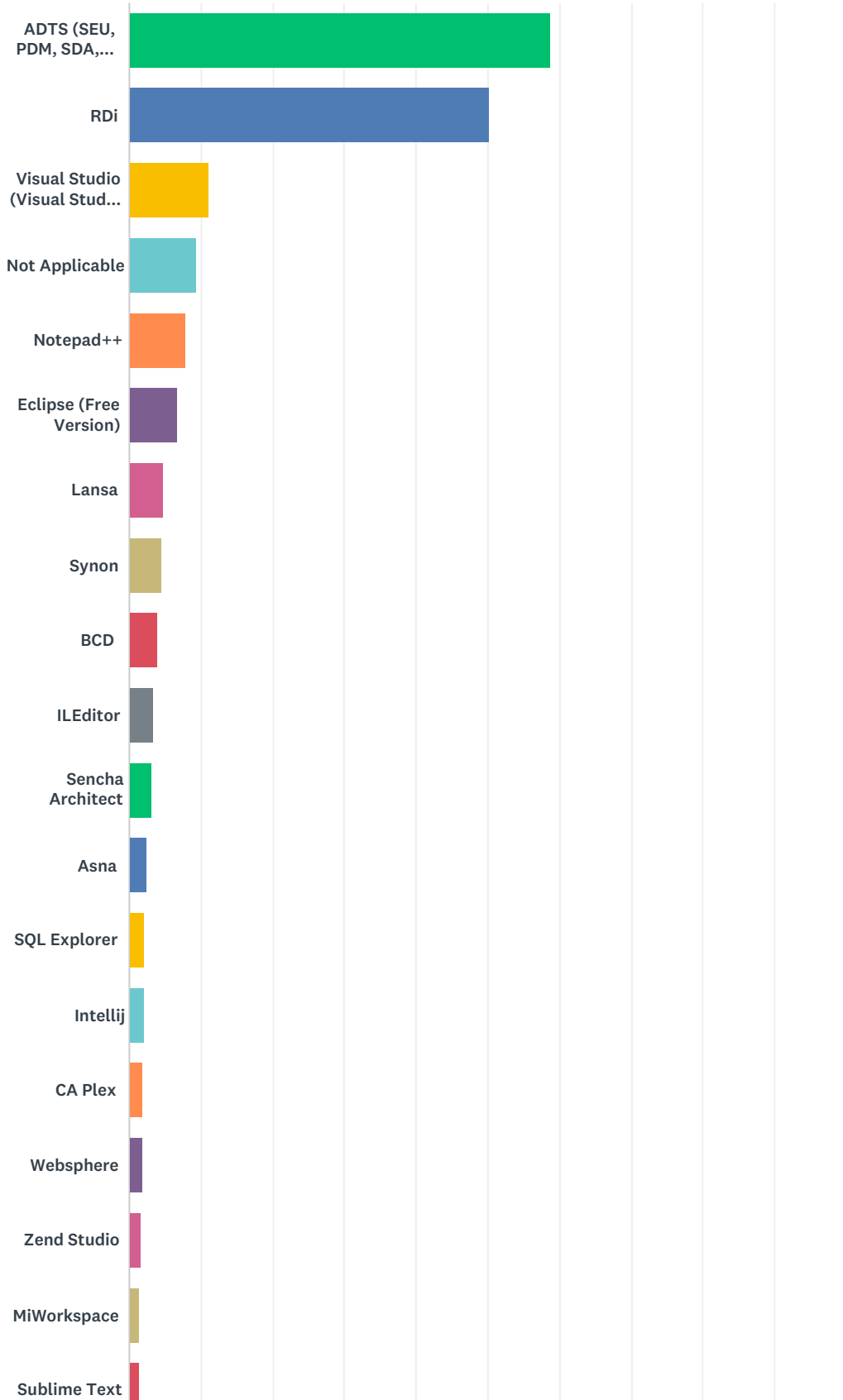
Answered: 463 Skipped: 74

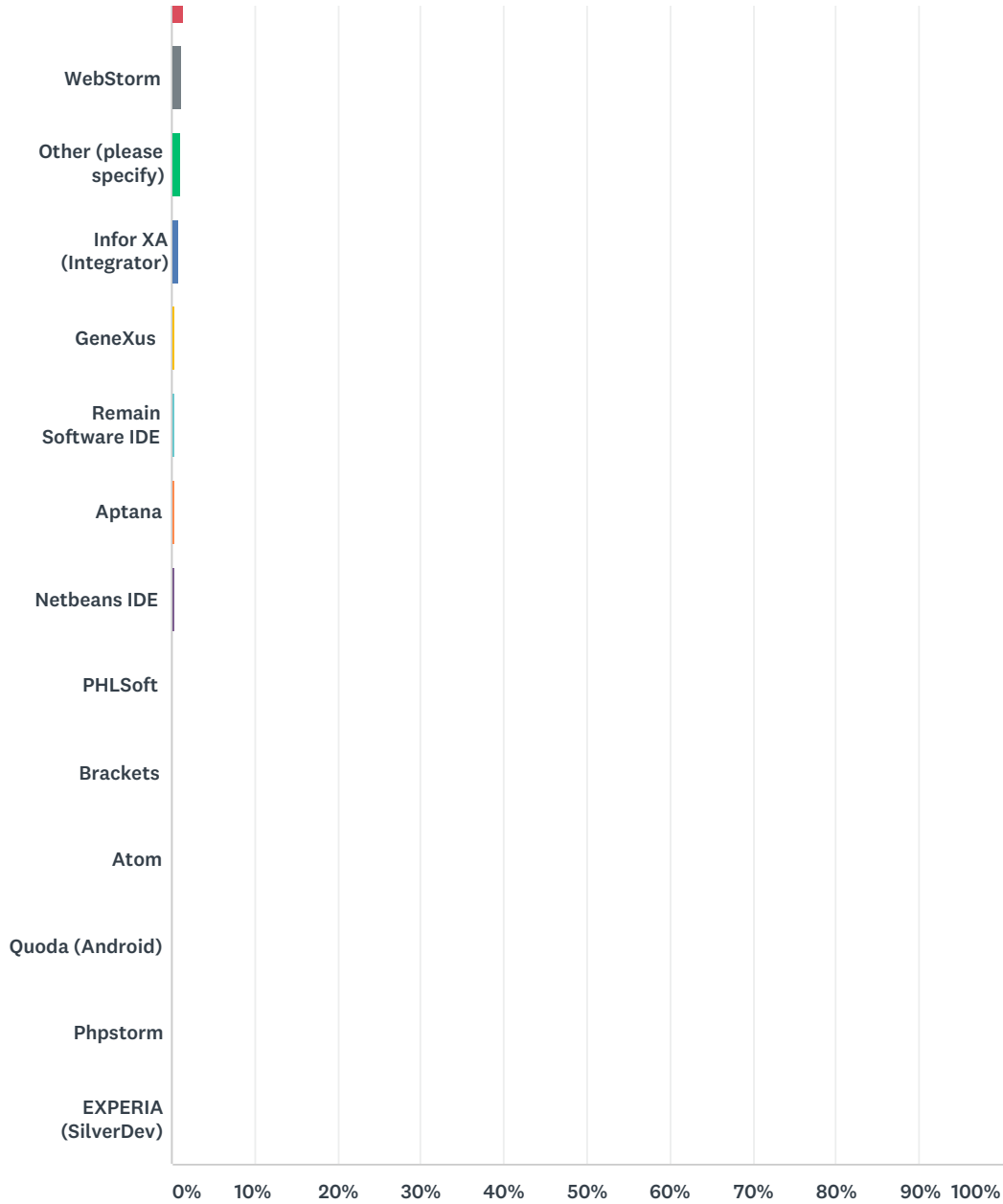


ANSWER CHOICES	RESPONSES	
DDS (Native IO)	84.45%	391
DDL (SQL Create Table)	57.88%	268
Other (please specify)	0.65%	3
Not Applicable	0.43%	2
Queried output dumped to a database table	0.43%	2
Adsero Optima	0.22%	1
DDL	0.00%	0
Total Respondents: 463		

Q17 What IDE are you using, ADTS (SEU, PDM, etc..) or RDi?

Answered: 464 Skipped: 73



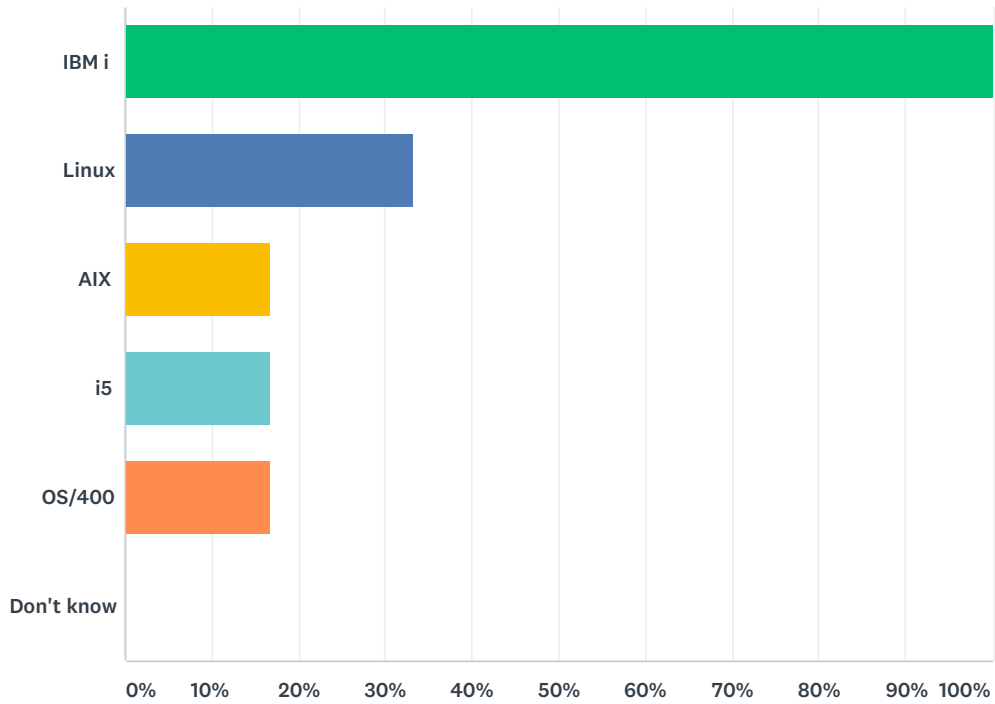


ANSWER CHOICES	RESPONSES	
ADTS (SEU, PDM, SDA, etc...)	58.84%	273
RDİ	50.22%	233
Visual Studio (Visual Studio Code)	10.99%	51
Not Applicable	9.48%	44
Notepad++	7.97%	37
Eclipse (Free Version)	6.68%	31
Lansa	4.74%	22
Synon	4.53%	21
BCD	3.88%	18

IEditor	3.45%	16
Sencha Architect	3.23%	15
Asna	2.59%	12
SQL Explorer	2.16%	10
Intelij	2.16%	10
CA Plex	1.94%	9
Websphere	1.94%	9
Zend Studio	1.72%	8
MiWorkspace	1.51%	7
Sublime Text	1.51%	7
WebStorm	1.29%	6
Other (please specify)	1.08%	5
Infor XA (Integrator)	0.86%	4
GeneXus	0.43%	2
Remain Software IDE	0.43%	2
Aptana	0.43%	2
Netbeans IDE	0.43%	2
PHLSoft	0.22%	1
Brackets	0.22%	1
Atom	0.22%	1
Quoda (Android)	0.22%	1
Phpstorm	0.22%	1
EXPERIA (SilverDev)	0.00%	0
Total Respondents: 464		

Q18 What operating system(s) are you using? (Check all that apply.)

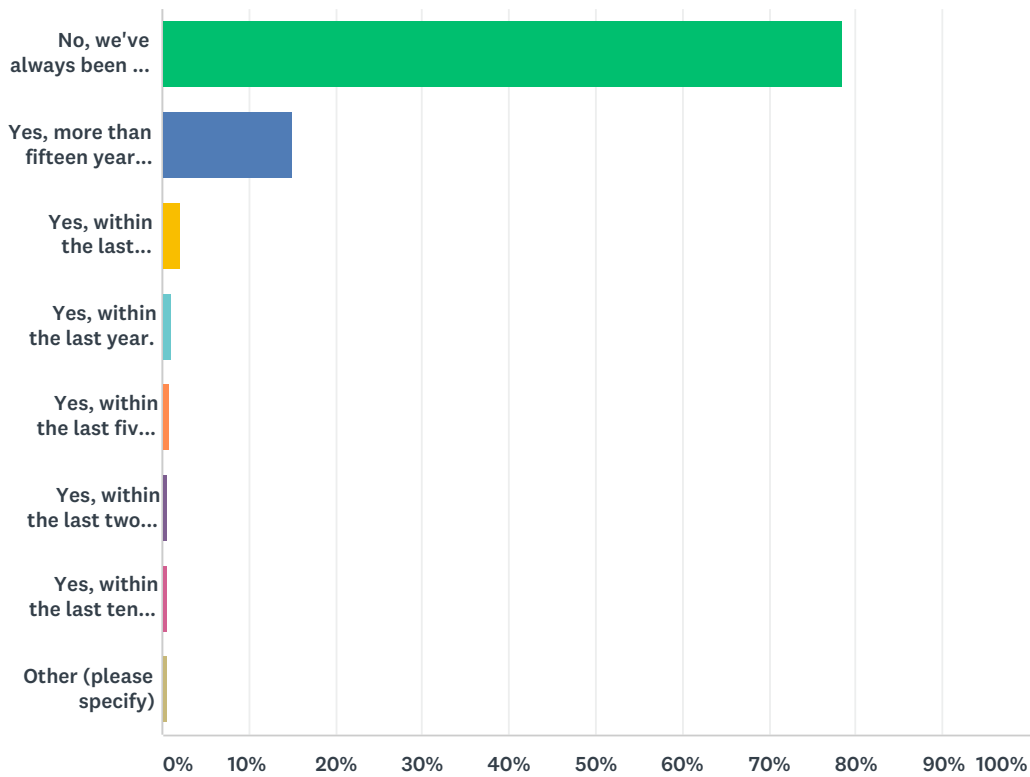
Answered: 6 Skipped: 531



ANSWER CHOICES	RESPONSES	
IBM i	100.00%	6
Linux	33.33%	2
AIX	16.67%	1
i5	16.67%	1
OS/400	16.67%	1
Don't know	0.00%	0
Total Respondents: 6		

Q19 Did your company migrate from some other platform to the IBM i (AS400)?

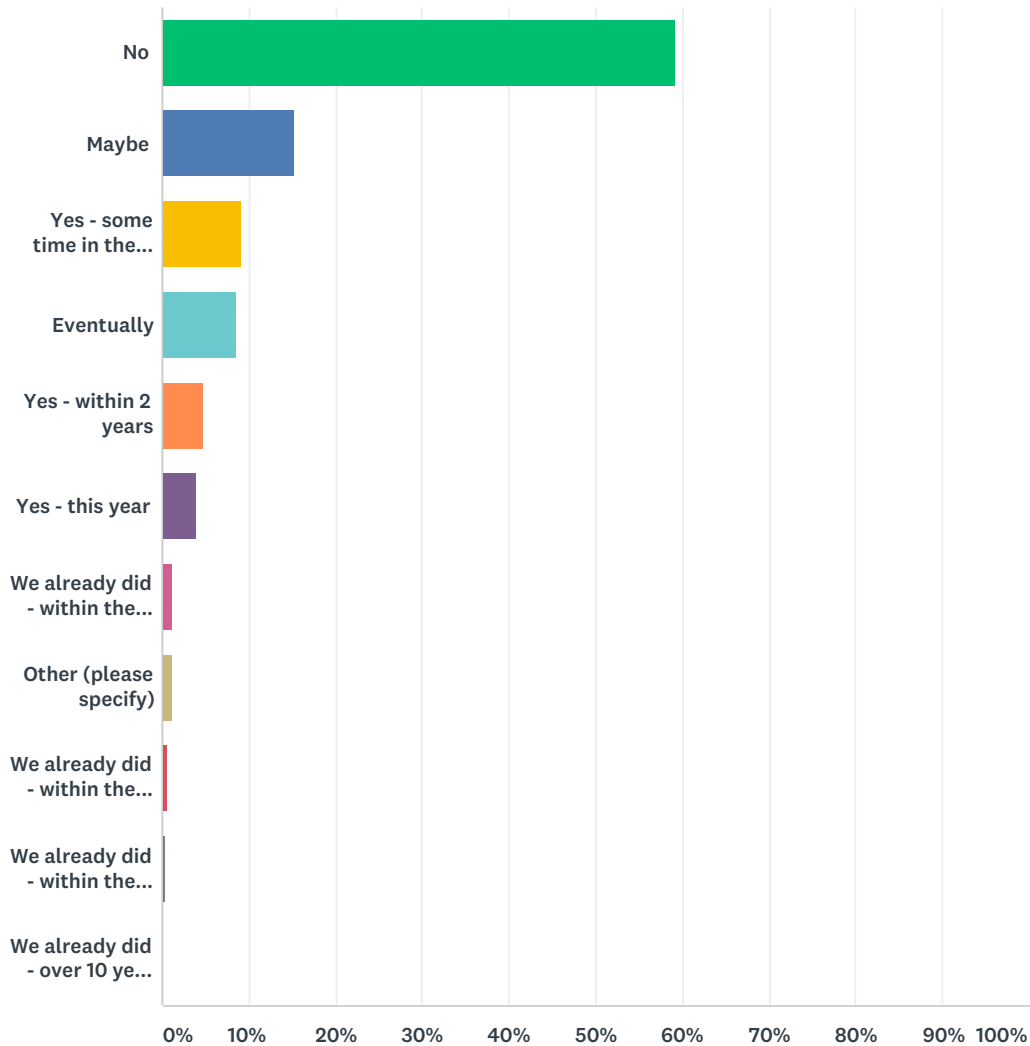
Answered: 457 Skipped: 80



ANSWER CHOICES	RESPONSES	
No, we've always been on it	78.56%	359
Yes, more than fifteen years ago.	15.10%	69
Yes, within the last fifteen years.	2.19%	10
Yes, within the last year.	1.09%	5
Yes, within the last five years.	0.88%	4
Yes, within the last two years.	0.66%	3
Yes, within the last ten years.	0.66%	3
Other (please specify)	0.66%	3
Total Respondents: 457		

Q20 Does your company plan to completely migrate off of the platform?

Answered: 472 Skipped: 65



ANSWER CHOICES	RESPONSES	
No	59.11%	279
Maybe	15.25%	72
Yes - some time in the next 5 years	9.11%	43
Eventually	8.47%	40
Yes - within 2 years	4.87%	23
Yes - this year	4.03%	19
We already did - within the last 10 years	1.27%	6
Other (please specify)	1.27%	6
We already did - within the last 5 years	0.64%	3
We already did - within the last 2 years	0.42%	2

We already did - over 10 years ago	0.21%	1
Total Respondents: 472		

Q21 If you are willing to act as a reference (pro or con) for any IBM i product or service, please enter your contact info below. Also, please enter the product(s) you can be a reference for.

Answered: 98 Skipped: 439

ANSWER CHOICES	RESPONSES	
Your Name	97.96%	96
Email Address	96.94%	95
Country	94.90%	93
Product(s)	81.63%	80
Phone Number	74.49%	73
City/Town	24.49%	24
State/Province	23.47%	23
Company	20.41%	20
Address 2	0.00%	0
ZIP/Postal Code	0.00%	0